

Results Report

Course evaluation – SuSe 2022

Course: "Statistics I, EB1/21, EB2/21"

Prof. Dr. rer. nat. Rainer Stollhoff

Created at: 2 May 2026

Contents

		5.1 I have a more basic understanding than before the course.	10
1 Description of sample	2	6 Workload	11
1.1 Response	2	6.1 In order to prepare for the lectures and do homework I need about:	11
2 Your study program is:	3	7 Information on exams	12
3 Content of the course	4	7.1 The lecturer provided clear information about the examination process:	12
3.1 How do you rate the content of the course?	4	8 Module description	13
3.2 The lecturer gives helpful feedback on contributions from students.	6	8.1 I know the module description for this course.	13
3.3 The level of difficulty of the course is:	7	8.2 If you know the module descriptions: does the content of the course correspond to the module description?	14
3.4 About the teaching	8	9 Feel free for feedback - What else would you like to tell us?	15
4 Accessibility	9	9.1 What I find particularly good about the course:	15
4.1 The lecturer is easily accessible for questions. The answers came:	9	9.2 What could be improved:	15
5 Knowledge acquisition	10		

1 Description of sample

1.1 Response

Response	Absolute	Percentage
Students	29	100 %
Survey started	13	45 %
Survey canceled	2	7 %
Survey completed	11	38 %

Table 1 – Response

2 Your study program is:

Answers

Valid: 13 (100.0 %), Missing: 0 (0.0 %)

Mode for course: "Full-time"

	Absolute	Percentage
Full-time	12	92.3 %
Career integrated	1	7.7 %
Total	13	100.0 %

Table 2 – Frequencies: Dual

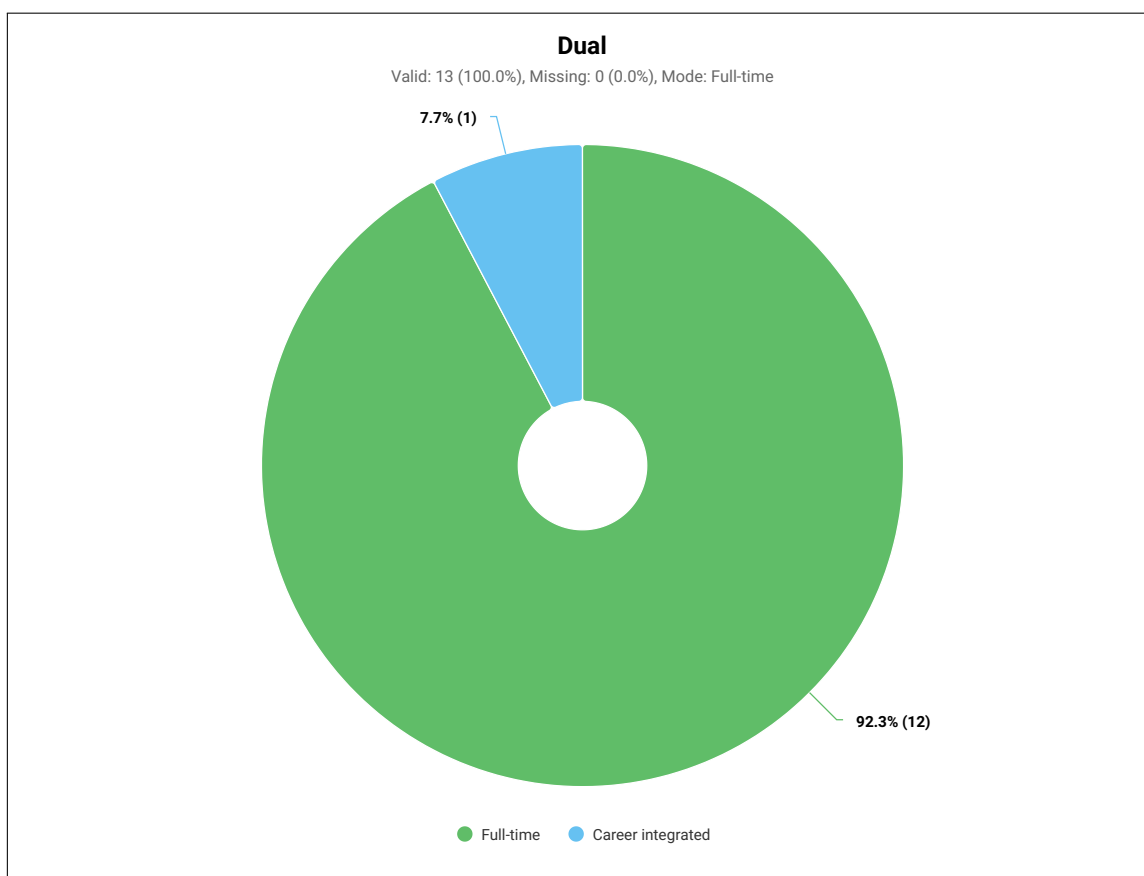


Figure 1 – Dual

3 Content of the course

3.1 How do you rate the content of the course?

	strongly agree (1)	agree (2)	somewhat agree (3)	somewhat disagree (4)	disagree (5)	strongly disagree (6)	<i>Amnt.</i>	<i>Avg.</i>	<i>s</i>
The content of the course is structured in a logical and well-organized way.	46.2 %	46.2 %	7.7 %	–	–	–	13	1.6	0.6
The relevance of the topics covered is made clear.	69.2 %	15.4 %	15.4 %	–	–	–	13	1.5	0.7
The lecturer is able to make complicated themes easy to understand.	66.7 %	33.3 %	–	–	–	–	12	1.3	0.5

Table 3 – Frequencies: How do you rate the content of the course?

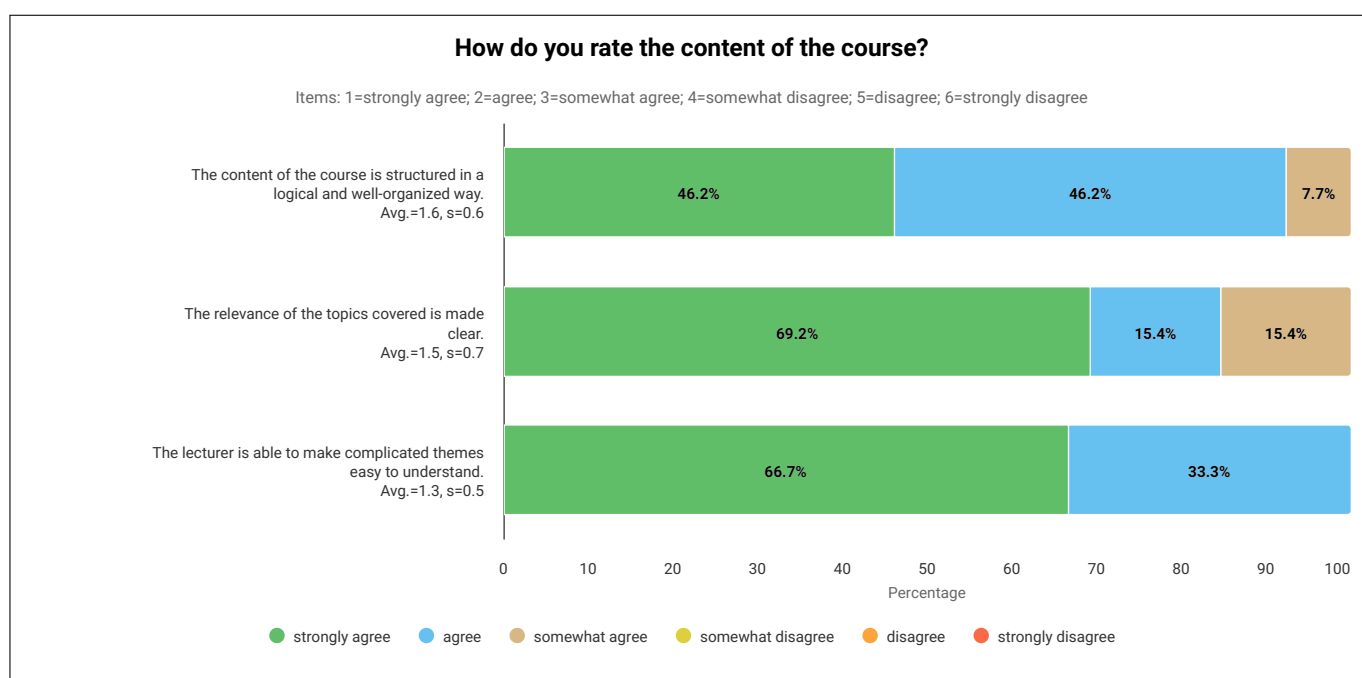


Figure 2 – How do you rate the content of the course?

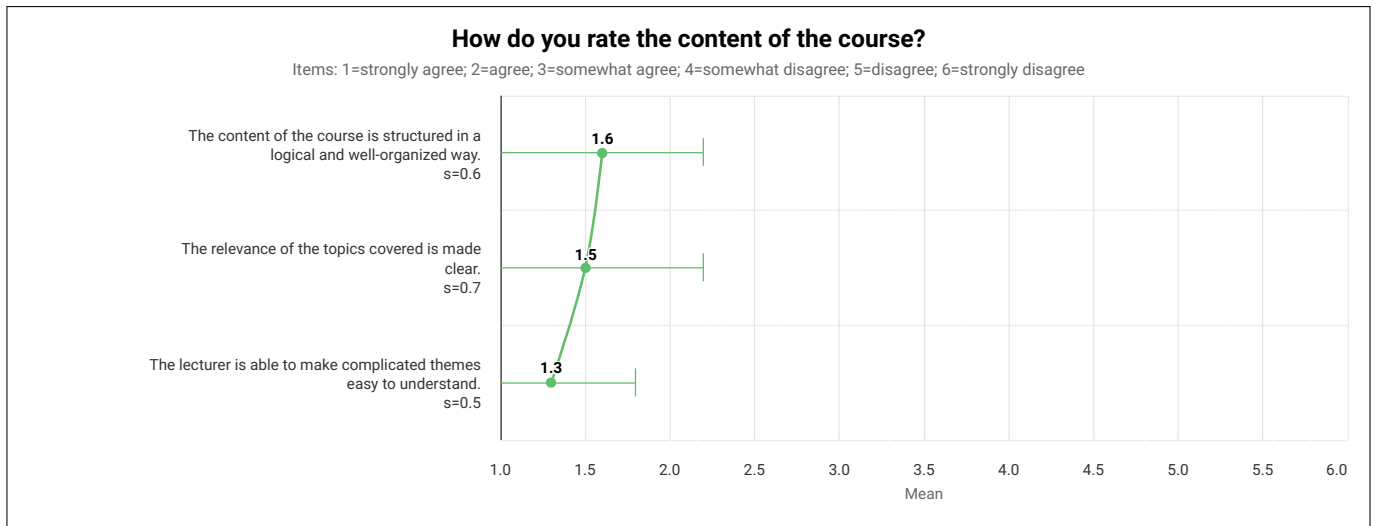


Figure 3 – How do you rate the content of the course?

3.2 The lecturer gives helpful feedback on contributions from students.

Answers

Valid: 13 (100.0 %), Missing: 0 (0.0 %)

Mode for course: "strongly agree1"

	Absolute	Percentage
strongly agree1	7	53.8 %
agree2	5	38.5 %
somewhat agree3	1	7.7 %
Total	13	100.0 %

Table 4 – Frequencies: The lecturer gives helpful feedback on contributions from students.

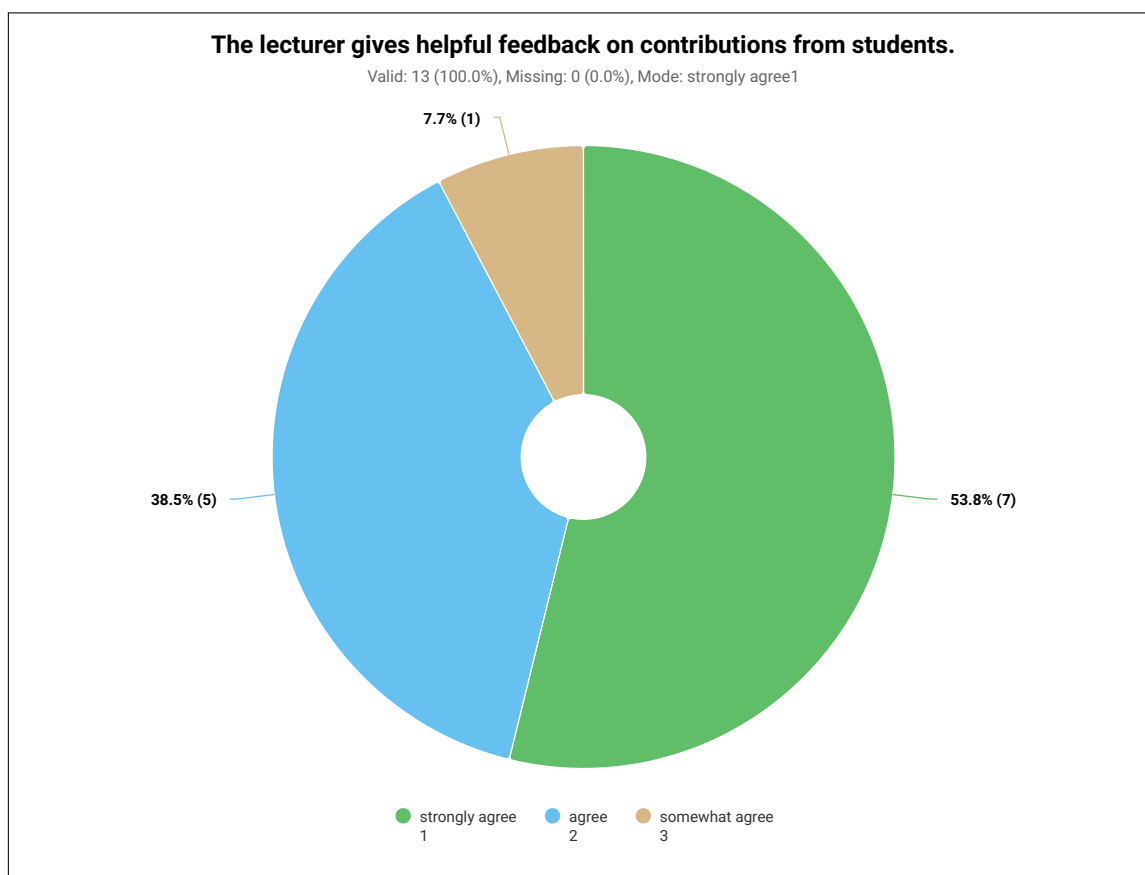


Figure 4 – The lecturer gives helpful feedback on contributions from students.

3.3 The level of difficulty of the course is:

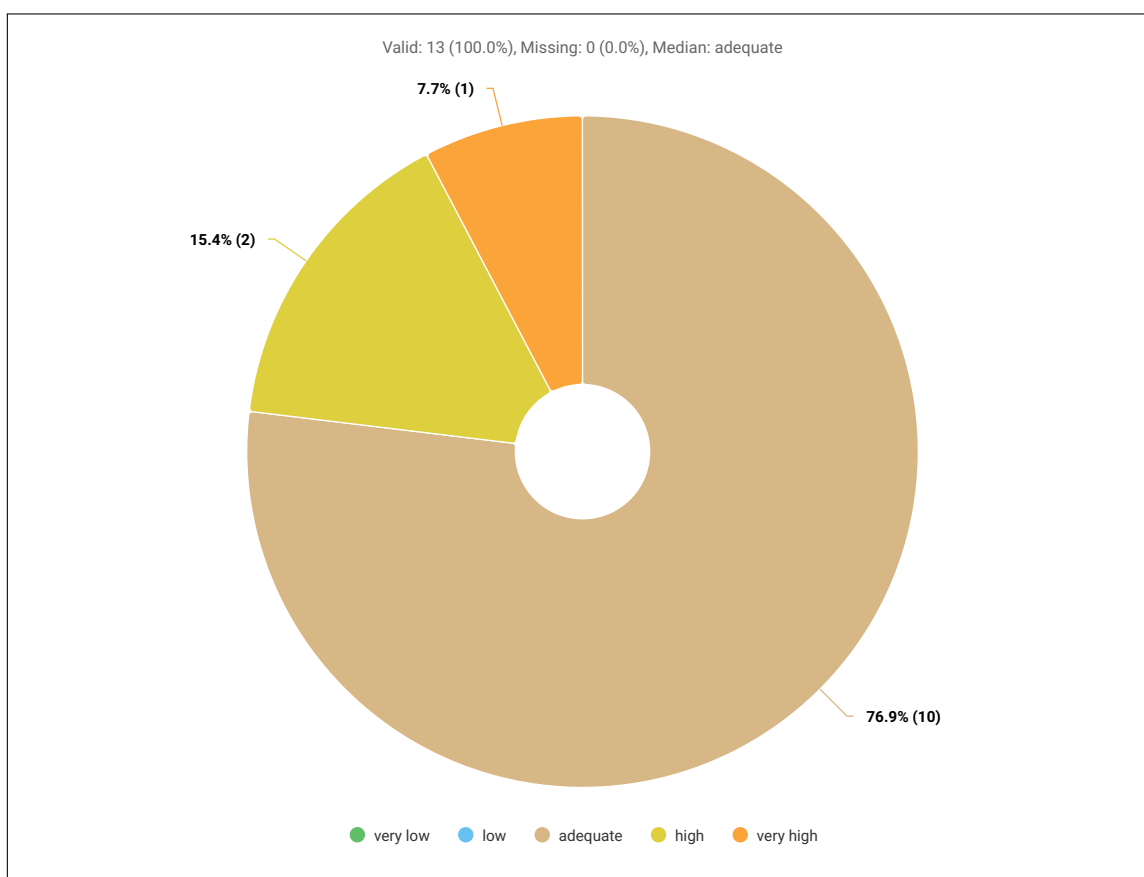
Answers

Valid: 13 (100.0 %), Missing: 0 (0.0 %)

Median for course: "adequate"

	Absolute	Percentage	C. percentage
very low	0	0.0 %	0.0 %
low	0	0.0 %	0.0 %
adequate	10	76.9 %	76.9 %
high	2	15.4 %	92.3 %
very high	1	7.7 %	100.0 %
Total	13	100.0 %	100.0 %

Table 5 – Frequencies:



3.4 About the teaching

	strongly agree 1 (1)	agree 2 (2)	somewhat agree 3 (3)	somewhat disagree 4 (4)	disagree 5 (5)	strongly disagree 6 (6)	Amnt.	Avg.	s
The lecturer is cooperative and open-minded.	92 %	8 %	–	–	–	–	12	1.1	0.3
The course content is taught well.	50 %	42 %	8 %	–	–	–	12	1.6	0.6
The teaching materials are helpful for understanding the content.	25 %	50 %	25 %	–	–	–	12	2.0	0.7

Table 6 – Frequencies: About the teaching

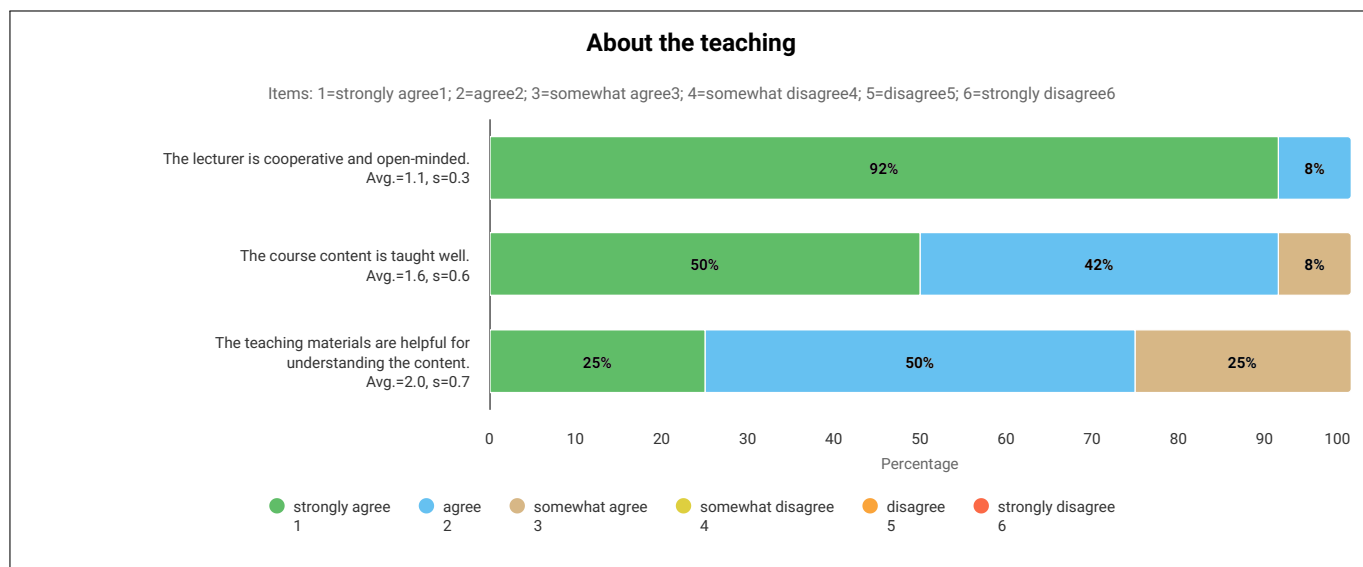


Figure 5 – About the teaching

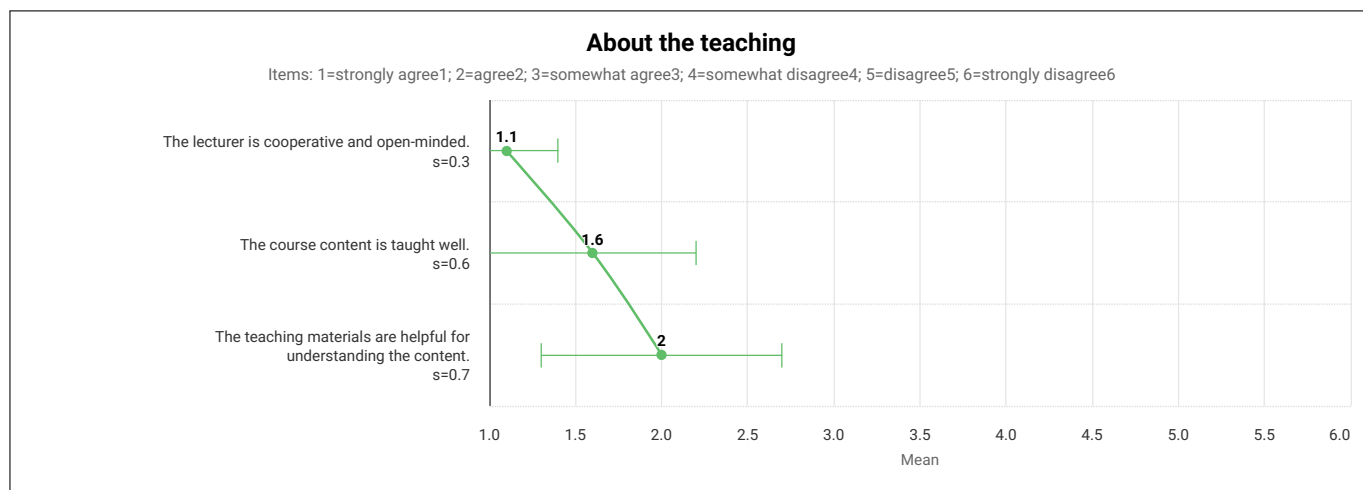


Figure 6 – About the teaching

4 Accessibility

4.1 The lecturer is easily accessible for questions. The answers came:

Answers

Valid: 8 (61.5 %), Missing: 5 (38.5 %)
 Mode for course: "at appropriate time"

	Absolute	Percentage
at appropriate time	8	100.0 %
I had no requests	4	50.0 %
Total	8	100.0 %

Table 7 – Frequencies: not at all

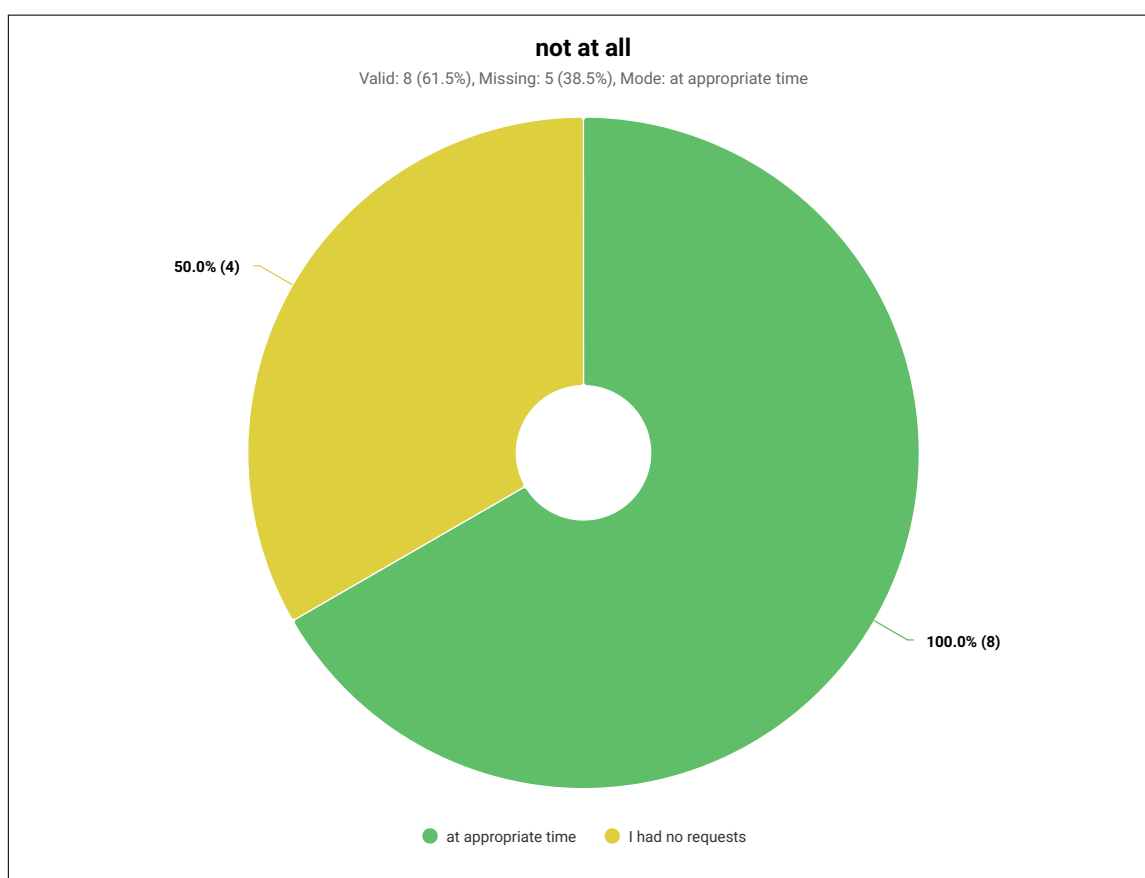


Figure 7 – not at all

5 Knowledge acquisition

5.1 I have a more basic understanding than before the course.

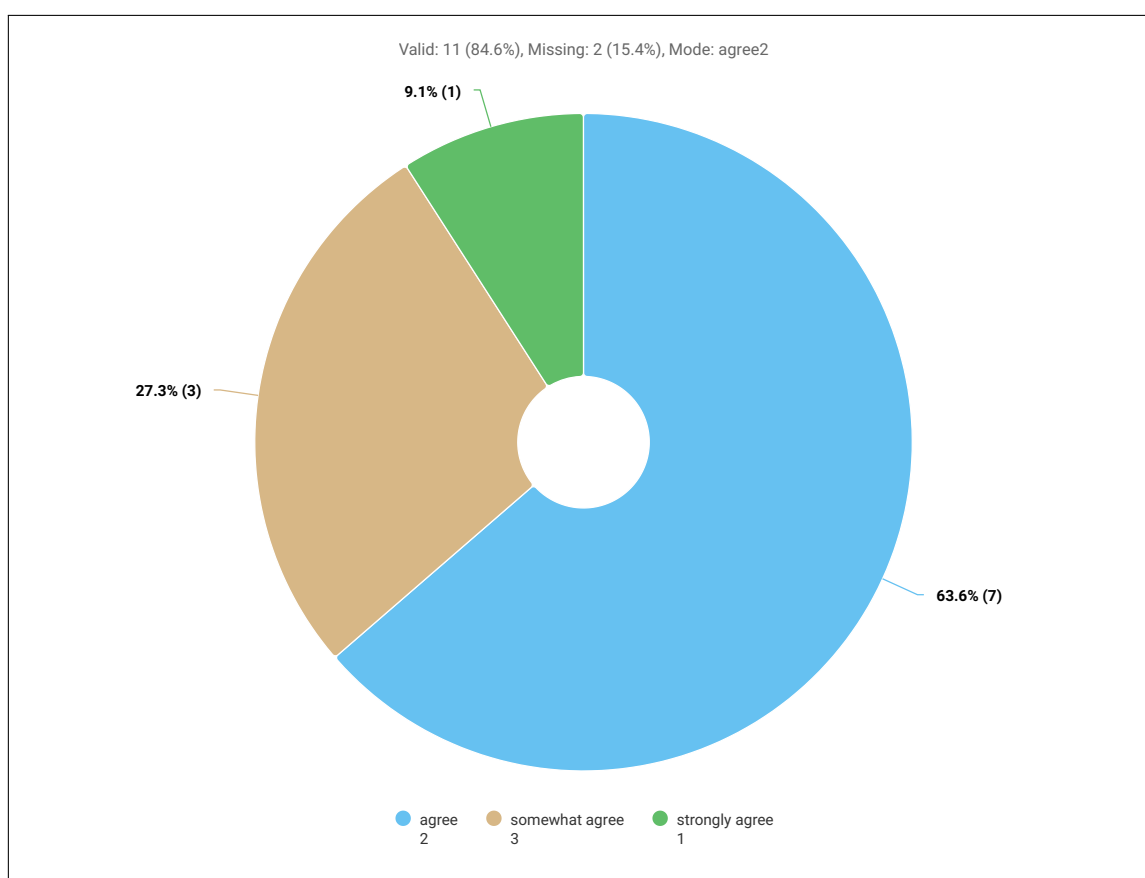
Answers

Valid: 11 (84.6 %), Missing: 2 (15.4 %)

Mode for course: "agree2"

	Absolute	Percentage
agree2	7	63.6 %
somewhat agree3	3	27.3 %
strongly agree1	1	9.1 %
Total	11	100.0 %

Table 8 – Frequencies:



6 Workload

6.1 In order to prepare for the lectures and do homework I need about:

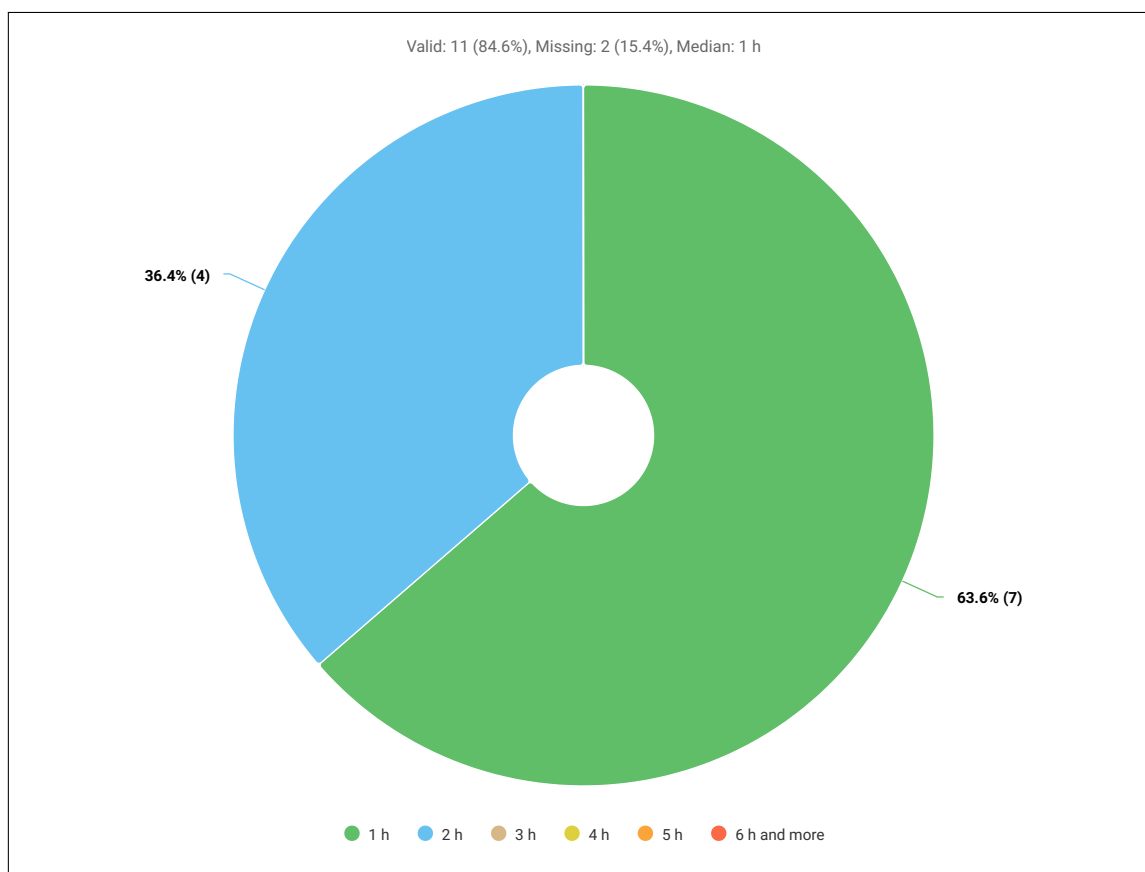
Answers

Valid: 11 (84.6 %), Missing: 2 (15.4 %)

Median for course: "1 h"

	Absolute	Percentage	C. percentage
1 h	7	63.6 %	63.6 %
2 h	4	36.4 %	100.0 %
3 h	0	0.0 %	100.0 %
4 h	0	0.0 %	100.0 %
5 h	0	0.0 %	100.0 %
6 h and more	0	0.0 %	100.0 %
Total	11	100.0 %	100.0 %

Table 9 – Frequencies:



7 Information on exams

7.1 The lecturer provided clear information about the examination process:

	strongly agree (1)	agree (2)	somewhat agree (3)	somewhat disagree (4)	disagree (5)	strongly disagree (6)	Amnt.	Avg.	s
Type of assessment	100 %	–	–	–	–	–	11	1.0	0.0
Date	91 %	9 %	–	–	–	–	11	1.1	0.3
Topics	64 %	36 %	–	–	–	–	11	1.4	0.5

Table 10 – Frequencies: The lecturer provided clear information about the examination process:

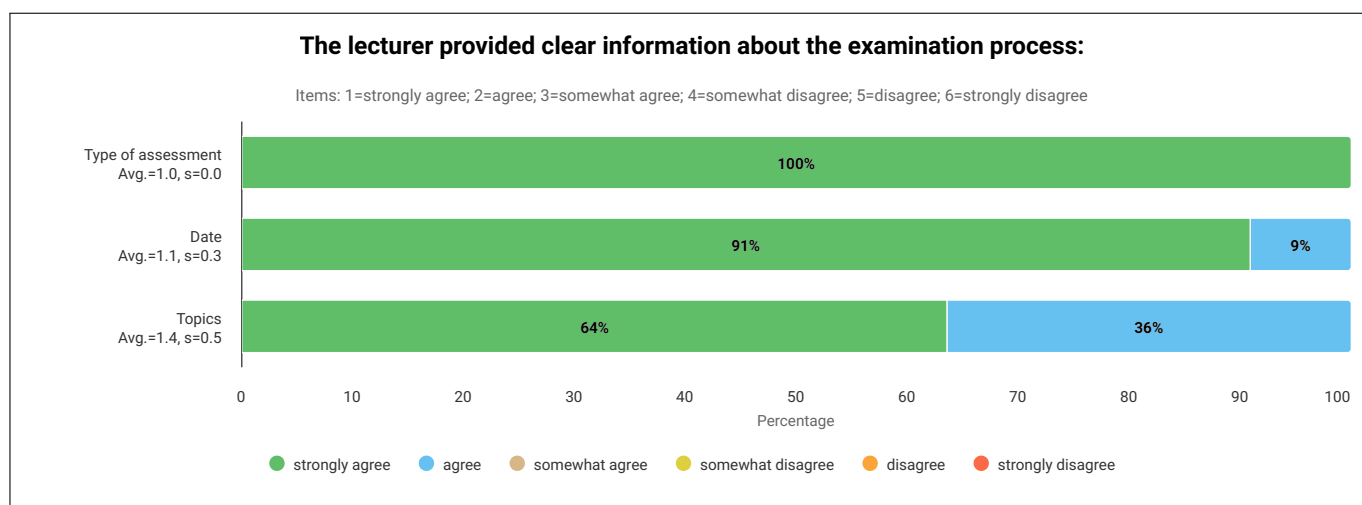


Figure 8 – The lecturer provided clear information about the examination process:

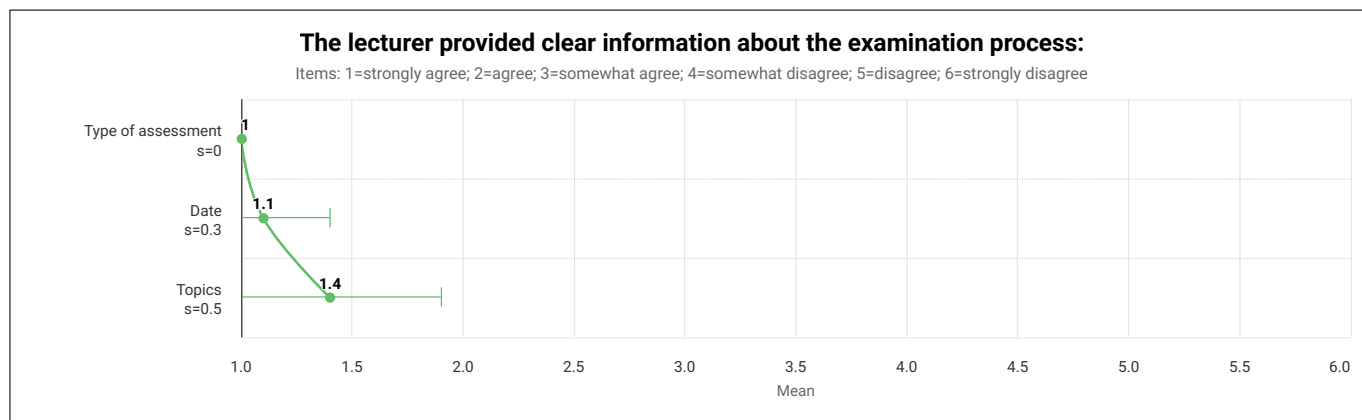


Figure 9 – The lecturer provided clear information about the examination process:

8 Module description

8.1 I know the module description for this course.

Answers

Valid: 10 (76.9 %), Missing: 3 (23.1 %)

Mode for course: "Yes"

	Absolute	Percentage
Yes	7	70.0 %
No	3	30.0 %
Total	10	100.0 %

Table 11 – Frequencies: I know the module description for this course.

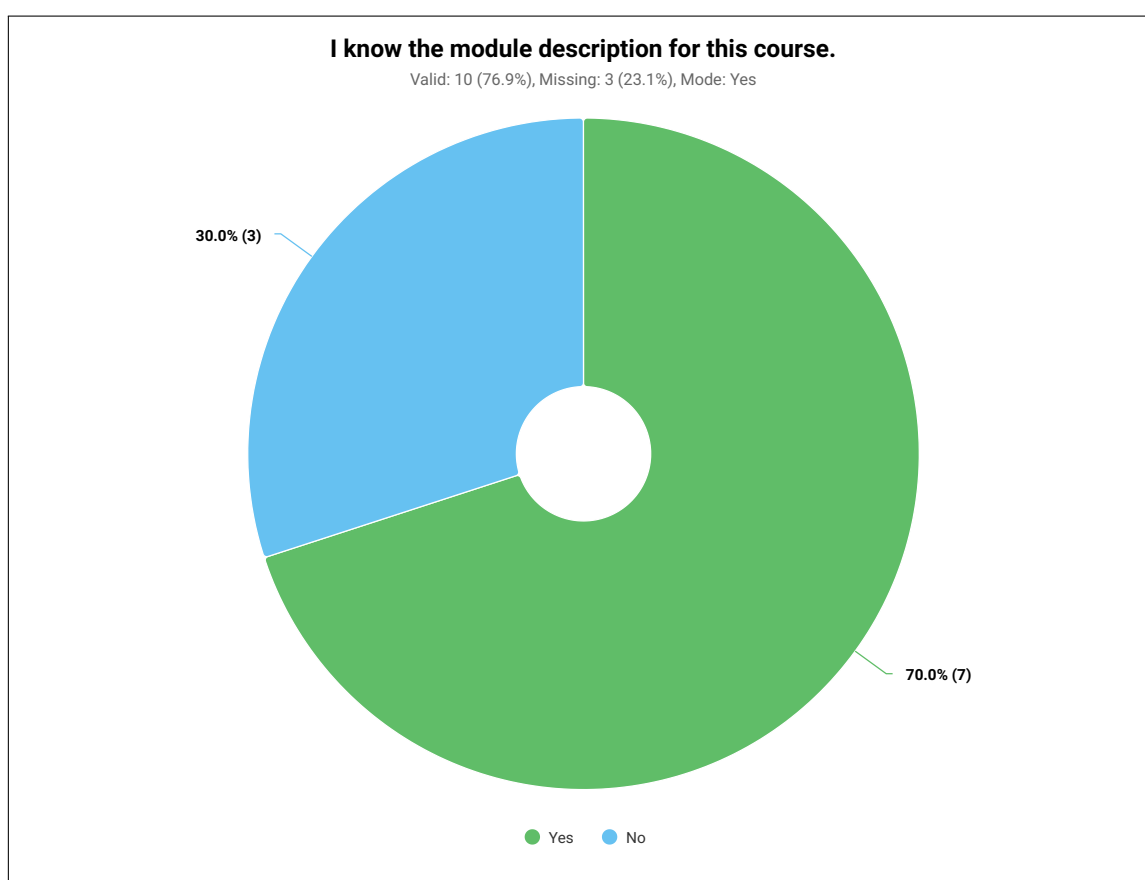


Figure 10 – I know the module description for this course.

8.2 If you know the module descriptions: does the content of the course correspond to the module description?

Answers

Valid: 11 (84.6 %), Missing: 2 (15.4 %)

	Absolute	Percentage of all response
Content	4	36.4 %
Volume	3	27.3 %
Can not rate	3	27.3 %
Regarding my acquired competences	1	9.1 %

Table 12 – Frequencies: If you know the module descriptions: does the content of the course correspond to the module description?

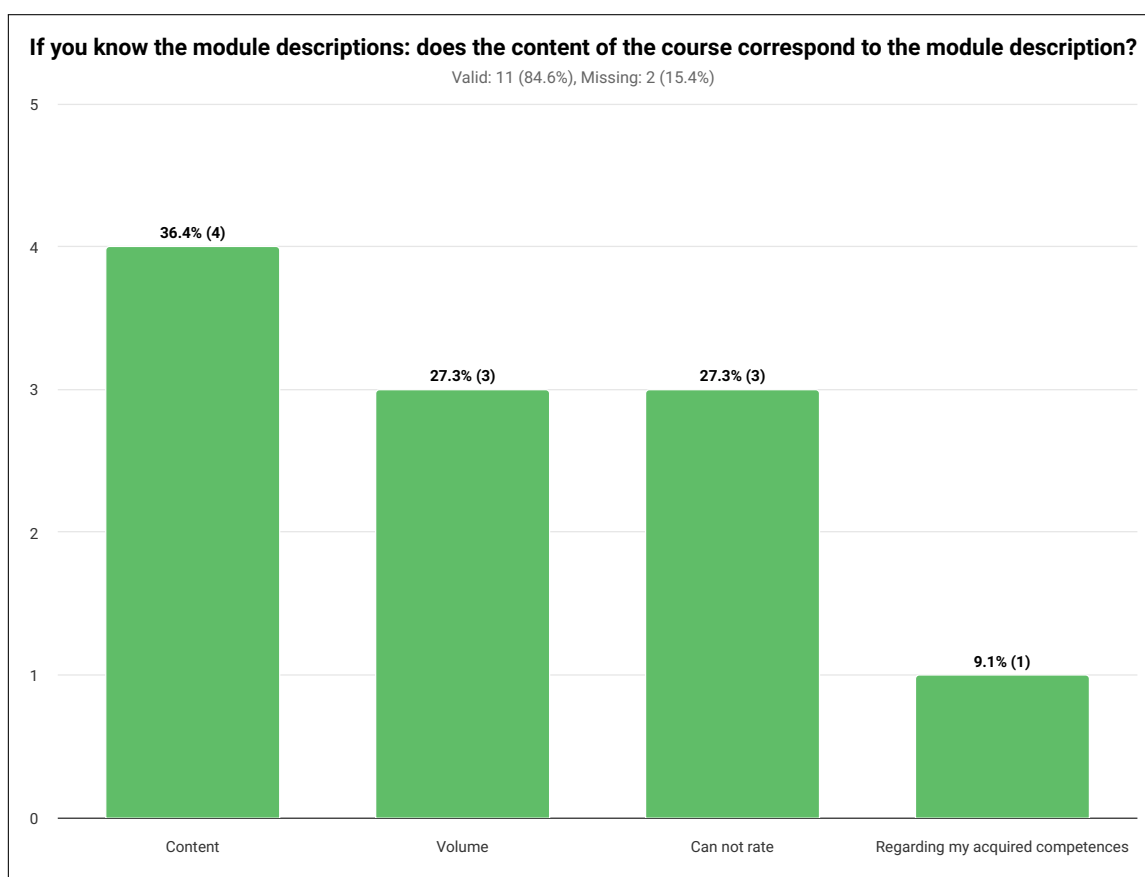


Figure 11 – If you know the module descriptions: does the content of the course correspond to the module description?

9 Feel free for feedback - What else would you like to tell us?

9.1 What I find particularly good about the course:

- Das man die Grundlagen aus dem Unterricht anwenden konnte.
- Das wir die Wahl eines eigenen Themas hatten und die Lerninhalte sofort in dem Projekt anwenden konnten.
- die art der prüfung hat mir gut gefallen, sowie die lehrveranstaltungen

9.2 What could be improved:

- Die Kommunikation über Abgaben.