

Technische Hochschule Wildau
Qualitätsmanagement

Results Report

Public report

Course evaluation – SuSe 2025

Course: "Introduction to Economics I, EB1/24, EB2/24"

Prof. Dr. Iciar D. Lacasa

Created at: 15 July 2025

Contents

1 Description of sample	2
1.1 Response	2
2 Content of the course	3
2.1 How do you rate the content of the course?	3
2.2 The lecturer gives helpful feedback on contributions from students.	4
2.3 The level of difficulty of the course is:	5
2.4 About the teaching	6
3 Accessibility	7
3.1 The lecturer is easily accessible for questions. The answers came:	7
4 Knowledge acquisition	8
4.1 I have a more basic understanding than before the course.	8
5 Workload	9
5.1 In order to prepare for the lectures and do homework I need about:	9
6 Information on exams	10
6.1 The lecturer provided clear information about the examination process:	10
7 Module description	11
7.1 I know the module description for this course.	11
7.2 If you know the module descriptions: does the content of the course correspond to the module description?	12
8 Type of study	13
8.1 Your study program is:	13

1 Description of sample

1.1 Response

Response	Absolute	Percentage
Students	93	100 %
Survey started	11	12 %
Survey canceled	1	1 %
Survey completed	10	11 %

Table 1 – Response

2 Content of the course

2.1 How do you rate the content of the course?

	strongly agree (1)	agree (2)	somewhat agree (3)	somewhat disagree (4)	disagree (5)	strongly disagree (6)	Amnt.	Avg.
The content of the course is structured in a logical and well-organized way.	45 %	27 %	18 %	—	—	9 %	11	2.1
The relevance of the topics covered is made clear.	40 %	40 %	10 %	—	—	10 %	10	2.1
The lecturer is able to make complicated themes easy to understand.	60 %	10 %	20 %	—	—	10 %	10	2.0

Table 2 – Frequencies: How do you rate the content of the course?

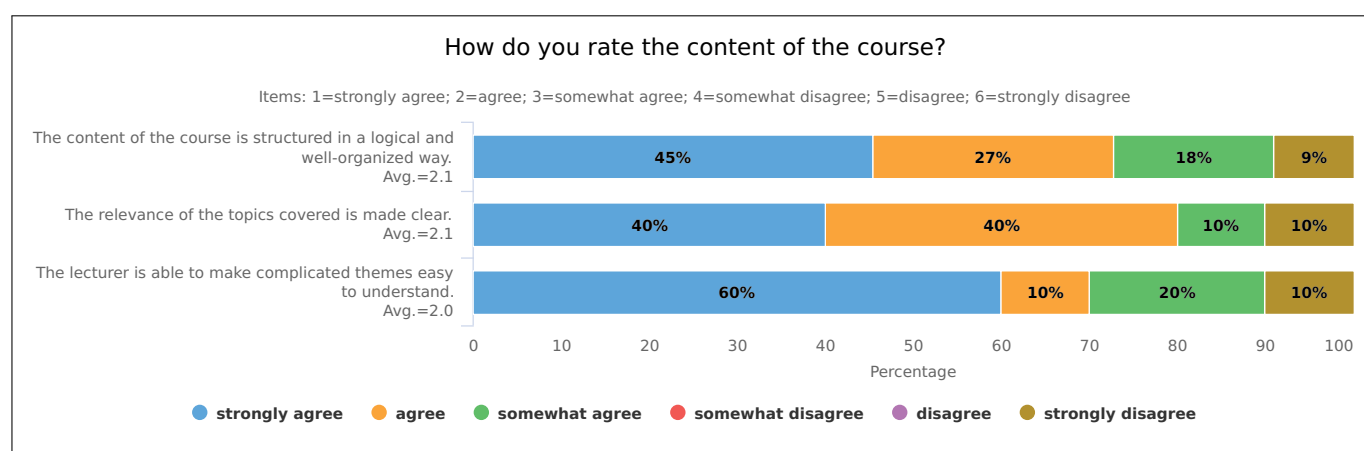


Figure 1 – How do you rate the content of the course?

2.2 The lecturer gives helpful feedback on contributions from students.

Answers

Valid: 11 (78.6 %), Missing: 3 (21.4 %)

Mode for course: "strongly agree1, agree2"

	Absolute	Percentage
strongly agree1	4	36.4 %
agree2	4	36.4 %
somewhat agree3	2	18.2 %
strongly disagree6	1	9.1 %
disagree5	0	0.0 %
somewhat disagree4	0	0.0 %
Total	11	100.0 %

Table 3 – Frequencies: The lecturer gives helpful feedback on contributions from students.

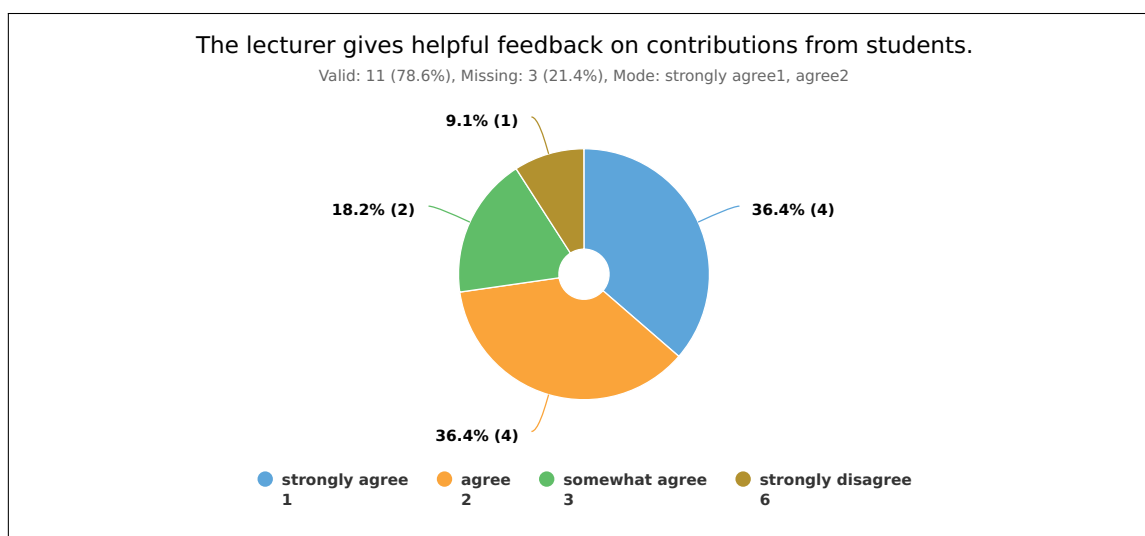


Figure 2 – The lecturer gives helpful feedback on contributions from students.

2.3 The level of difficulty of the course is:

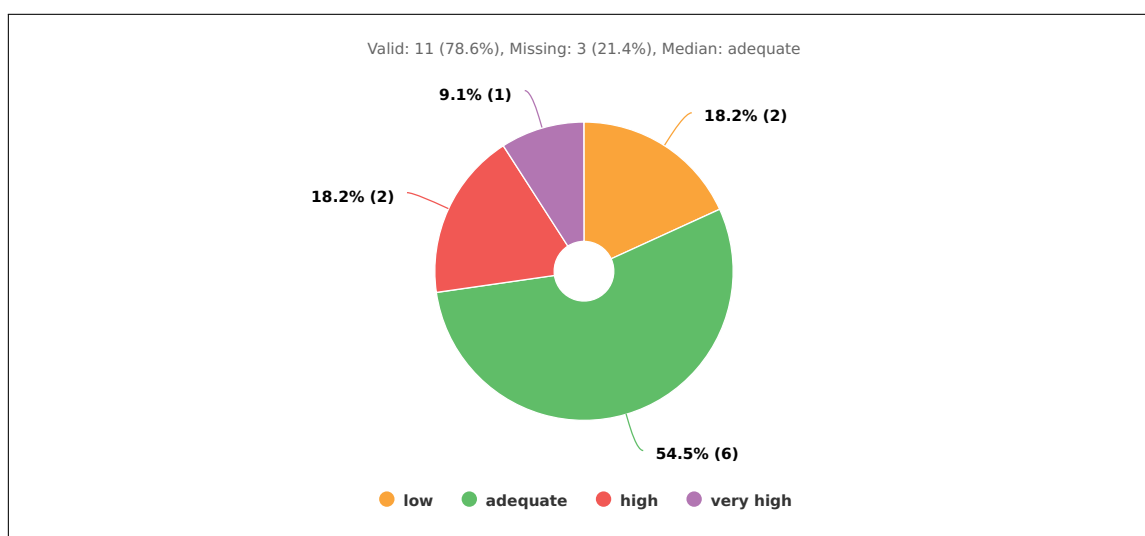
Answers

Valid: 11 (78.6 %), Missing: 3 (21.4 %)

Median for course: "adequate"

	Absolute	Percentage	C. percentage
very low	0	0.0 %	0.0 %
low	2	18.2 %	18.2 %
adequate	6	54.5 %	72.7 %
high	2	18.2 %	90.9 %
very high	1	9.1 %	100.0 %
Total	11	100.0 %	100.0 %

Table 4 – Frequencies:



2.4 About the teaching

	strongly agree 1 (1)	agree 2 (2)	somewhat agree 3 (3)	somewhat disagree 4 (4)	disagree 5 (5)	strongly disagree 6 (6)	Amnt.	Avg.
The lecturer is cooperative and open-minded.	70 %	30 %	—	—	—	—	10	1.3
The course content is taught well.	56 %	22 %	11 %	11 %	—	—	9	1.8
The teaching materials are helpful for understanding the content.	40 %	40 %	—	20 %	—	—	10	2.0

Table 5 – Frequencies: About the teaching

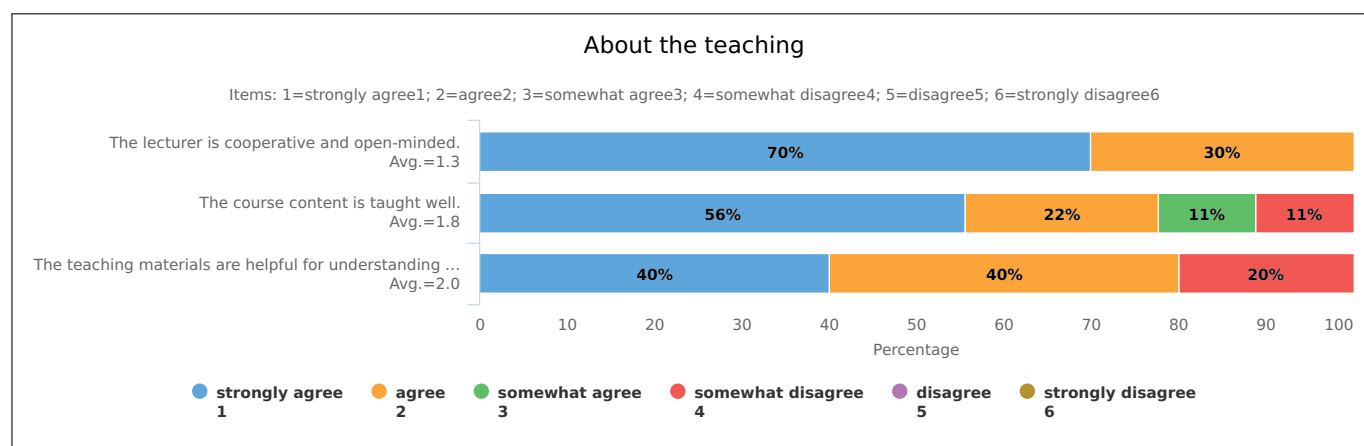


Figure 3 – About the teaching

3 Accessibility

3.1 The lecturer is easily accessible for questions. The answers came:

Answers

Valid: 8 (57.1 %), Missing: 6 (42.9 %)

Mode for course: "at appropriate time"

	Absolute	Percentage
at appropriate time	7	87.5 %
I had no requests	2	25.0 %
too late	1	12.5 %
not at all	0	0.0 %
Total	8	100.0 %

Table 6 – Frequencies: not at all

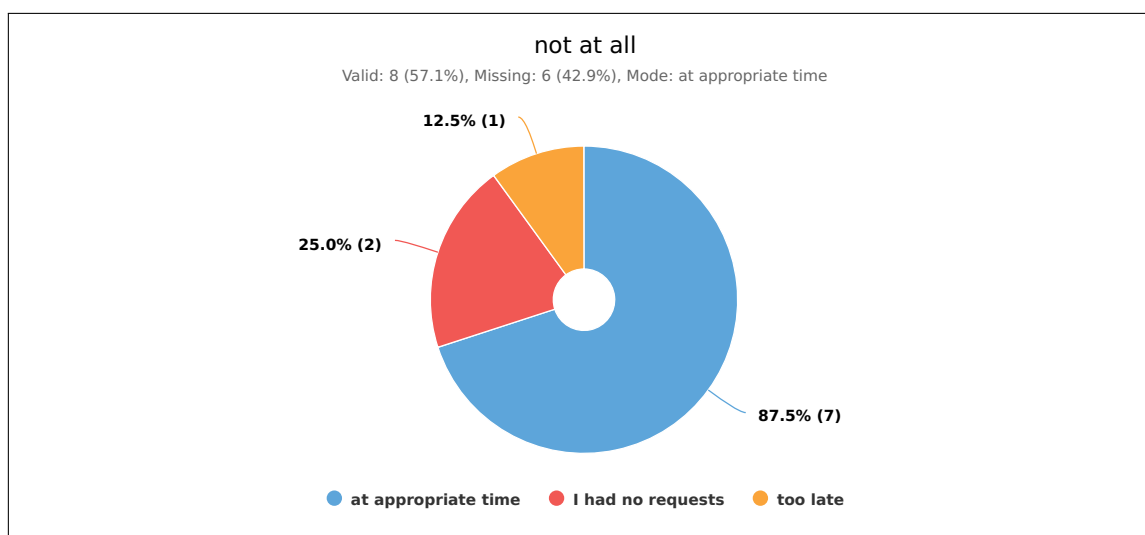


Figure 4 – not at all

4 Knowledge acquisition

4.1 I have a more basic understanding than before the course.

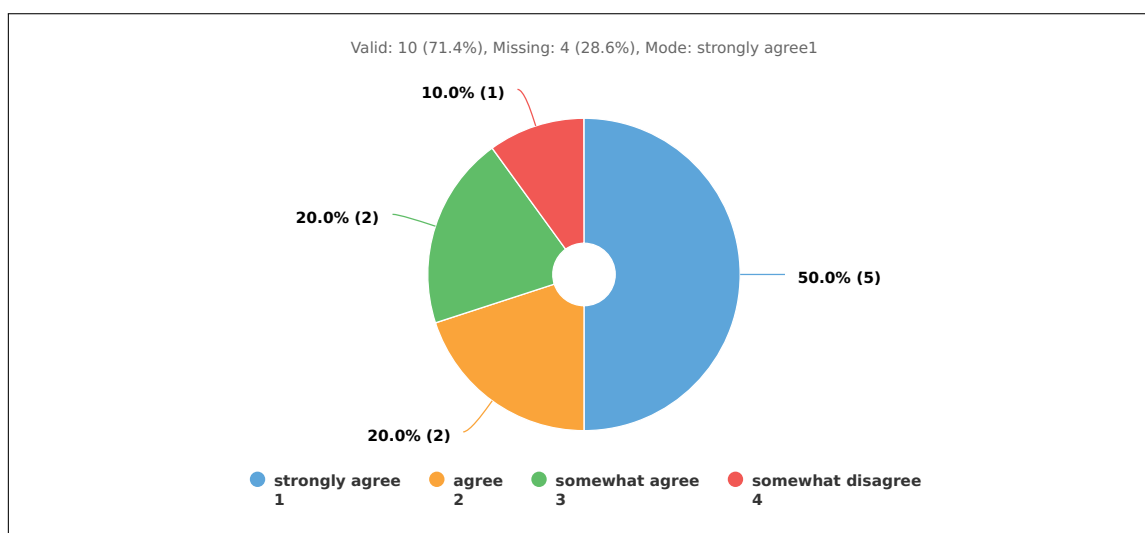
Answers

Valid: 10 (71.4 %), Missing: 4 (28.6 %)

Mode for course: "strongly agree1"

	Absolute	Percentage
strongly agree1	5	50.0 %
agree2	2	20.0 %
somewhat agree3	2	20.0 %
somewhat disagree4	1	10.0 %
disagree5	0	0.0 %
strongly disagree6	0	0.0 %
Total	10	100.0 %

Table 7 – Frequencies:



5 Workload

5.1 In order to prepare for the lectures and do homework I need about:

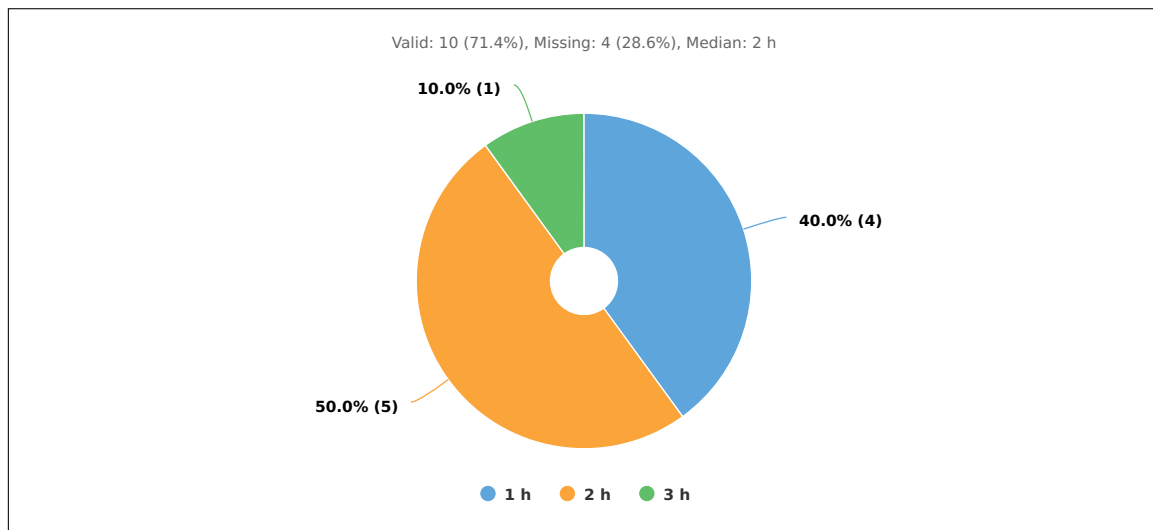
Answers

Valid: 10 (71.4 %), Missing: 4 (28.6 %)

Median for course: "2 h"

	Absolute	Percentage	C. percentage
1 h	4	40.0 %	40.0 %
2 h	5	50.0 %	90.0 %
3 h	1	10.0 %	100.0 %
4 h	0	0.0 %	100.0 %
5 h	0	0.0 %	100.0 %
6 h and more	0	0.0 %	100.0 %
Total	10	100.0 %	100.0 %

Table 8 – Frequencies:



6 Information on exams

6.1 The lecturer provided clear information about the examination process:

	strongly agree (1)	agree (2)	somewhat agree (3)	somewhat disagree (4)	disagree (5)	strongly disagree (6)	Amnt.	Avg.
Type of assessment	60 %	30 %	10 %	—	—	—	10	1.5
Date	90 %	10 %	—	—	—	—	10	1.1
Topics	60 %	10 %	30 %	—	—	—	10	1.7

Table 9 – Frequencies: The lecturer provided clear information about the examination process:

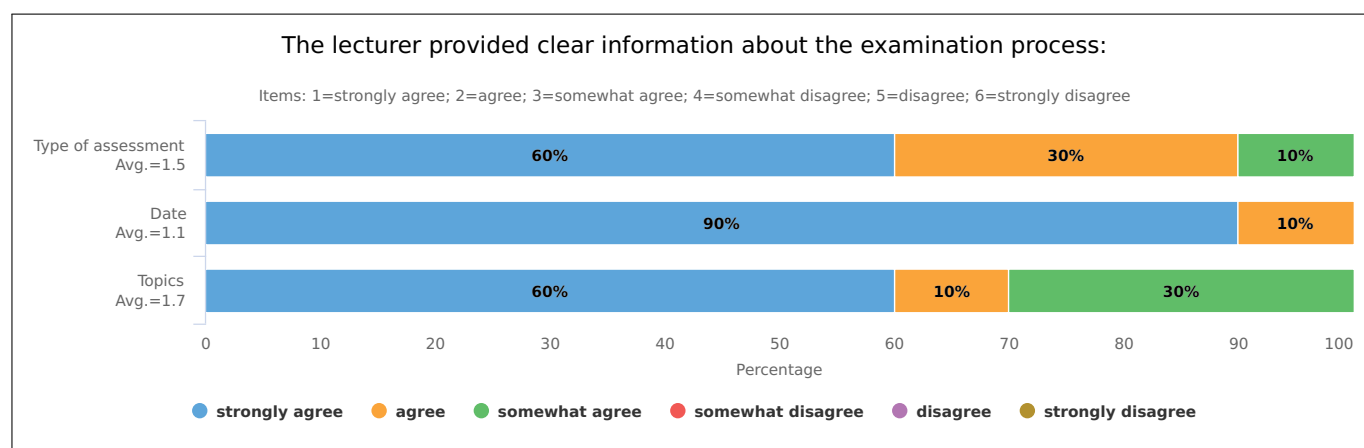


Figure 5 – The lecturer provided clear information about the examination process:

7 Module description

7.1 I know the module description for this course.

Answers

Valid: 10 (71.4 %), Missing: 4 (28.6 %)

Mode for course: "Yes"

	Absolute	Percentage
Yes	8	80.0 %
No	2	20.0 %
Total	10	100.0 %

Table 10 – Frequencies: I know the module description for this course.

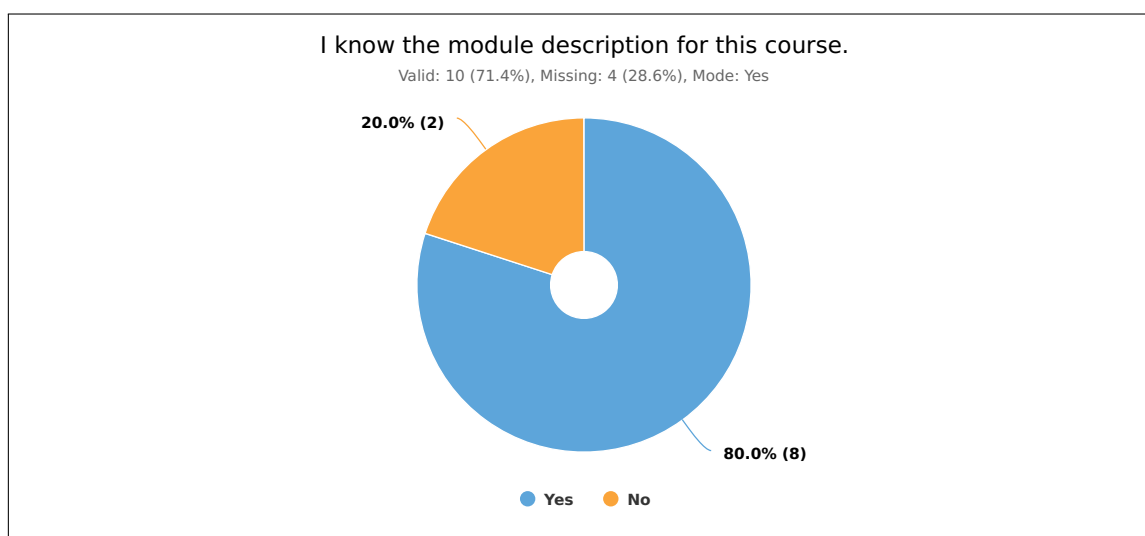


Figure 6 – I know the module description for this course.

7.2 If you know the module descriptions: does the content of the course correspond to the module description?

Answers		
Valid: 10 (71.4 %), Missing: 4 (28.6 %)		
	Absolute	Percentage of all response
Content	4	40.0 %
Can not rate	3	30.0 %
Regarding my acquired competences	0	0.0 %
Volume	0	0.0 %

Table 11 – Frequencies: If you know the module descriptions: does the content of the course correspond to the module description?

8 Type of study

8.1 Your study program is:

Answers

Valid: 9 (64.3 %), Missing: 5 (35.7 %)

Mode for course: "Full-time"

	Absolute	Percentage
Full-time	9	100.0 %
Career integrated	0	0.0 %
Dual	0	0.0 %
Part-time	0	0.0 %
Total	9	100.0 %

Table 12 – Frequencies: Dual

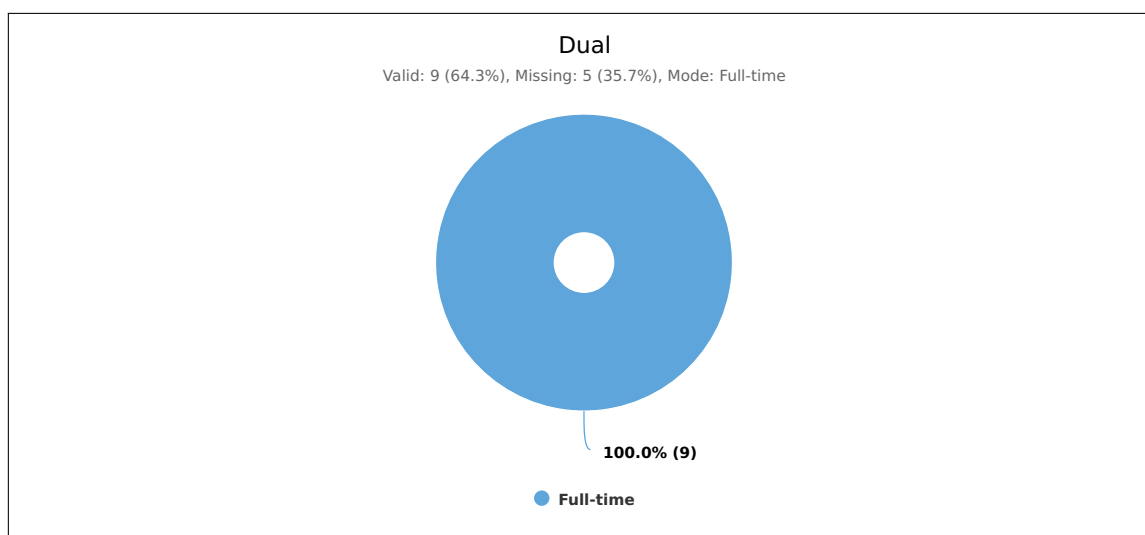


Figure 7 – Dual

