

# Results Report

Course evaluation – WiSe 2021

**Course: "Risk Management, BM1/20, BM2/20, EMM/20"**

Prof. Dr. rer. nat. Rainer Stollhoff

Created at: 16 January 2025

## Contents

<b>1 Description of sample</b>	<b>2</b>	<b>5 Accessibility</b>	<b>10</b>
1.1 Response . . . . .	2	5.1 The lecturer is easily accessible for questions:	10
<b>2 Your study program is:</b>	<b>2</b>	<b>6 Knowledge acquisition</b>	<b>11</b>
<b>3 Content of the course</b>	<b>3</b>	6.1 How do you rate your knowledge acquisition?	11
3.1 How do you rate the content of the course?	3	<b>7 Workload</b>	<b>12</b>
3.2 The lecturer gives helpful feedback on contributions from students. . . . .	4	7.1 In order to prepare for the lectures and do homework I need about: . . . . .	12
3.3 The level of difficulty of the course is: . . . .	4	7.2 My workload is low compared to other courses.	12
3.4 The lecturer is cooperative and open-minded.	5	7.3 How often have you participated in this module? . . . . .	13
<b>4 Online Teaching</b>	<b>6</b>	<b>8 Information on exams</b>	<b>14</b>
4.1 The course content is conveyed well online.	6	8.1 The lecturer provided clear information about the examination process: . . . . .	14
4.2 The teaching materials are helpful for understanding the content. . . . .	6	<b>9 Final feedback</b>	<b>15</b>
4.3 Which teaching formats do you find particularly effective in online teaching? . . . . .	7	9.1 The course encourages my interest in my studies. . . . .	15
4.4 How do you rate the technical conditions for online teaching? . . . . .	9	<b>10 About you</b>	<b>16</b>
		10.1 Gender: . . . . .	16
		10.2 Age: . . . . .	16

# 1 Description of sample

## 1.1 Response

Response	Absolute	Percentage
Students	86	100 %
Survey started	9	10 %
Survey canceled	0	0 %
Survey completed	9	10 %

Table 1 – Response

## 2 Your study program is:

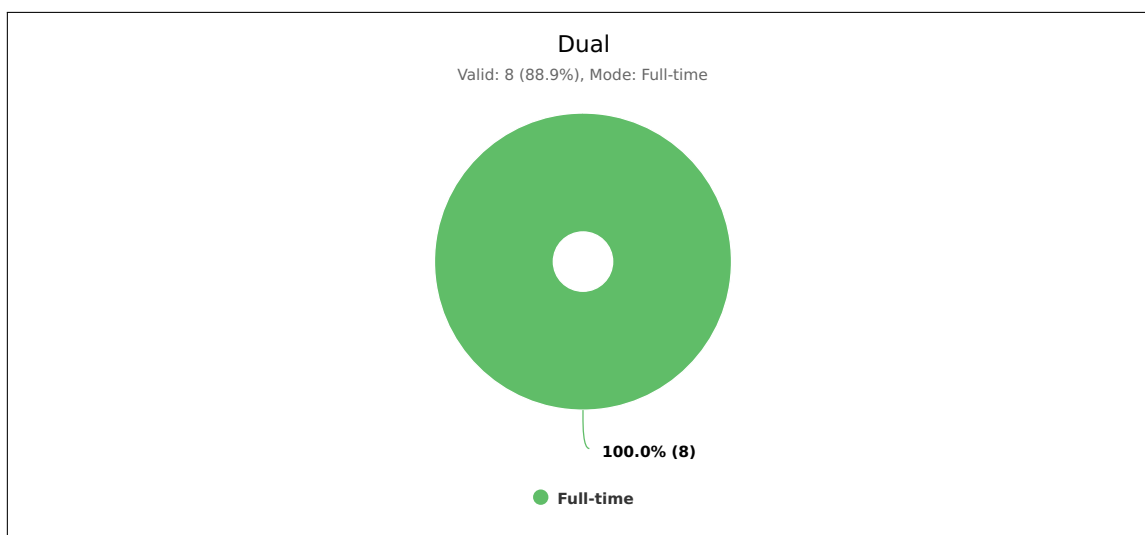


Figure 1 – Dual

### 3 Content of the course

#### 3.1 How do you rate the content of the course?

	strongly agree (1)	agree (2)	somewhat agree (3)	somewhat disagree (4)	disagree (5)	strongly disagree (6)	Amnt.	Avg.	s
The content of the course is structured in a logical and well-organized way.	100 % (9)	–	–	–	–	–	9	1.0	0.0
The relevance of the topics covered is made clear.	67 % (6)	33 % (3)	–	–	–	–	9	1.3	0.5
The lecturer is able to make complicated themes easy to understand.	56 % (5)	33 % (3)	11 % (1)	–	–	–	9	1.6	0.7

Table 2 – Frequencies: How do you rate the content of the course?

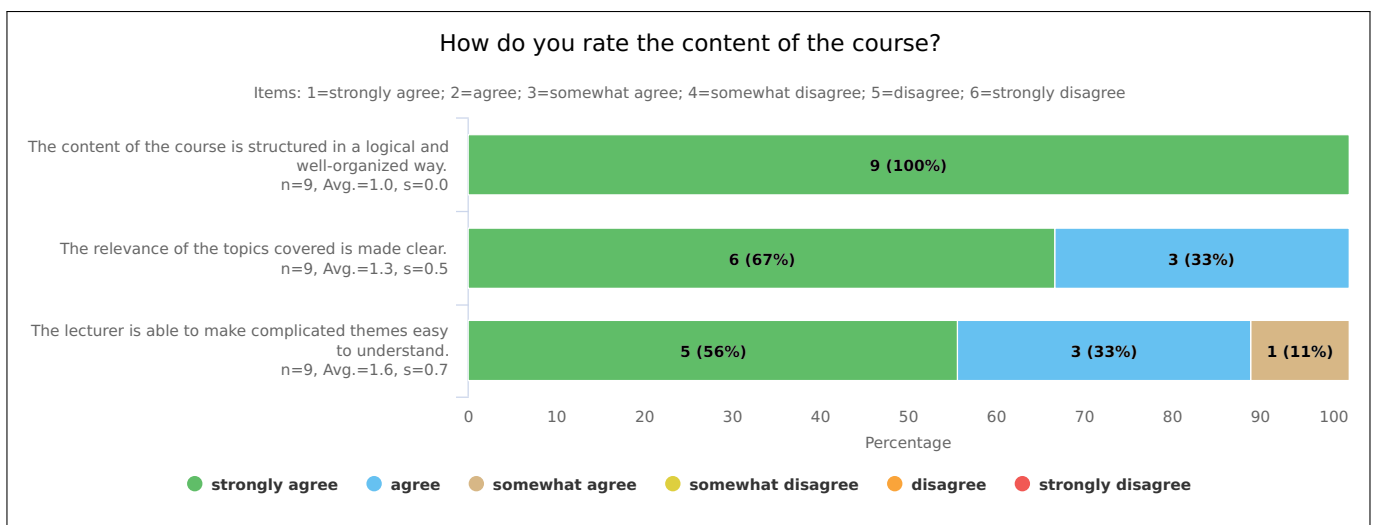


Figure 2 – How do you rate the content of the course?

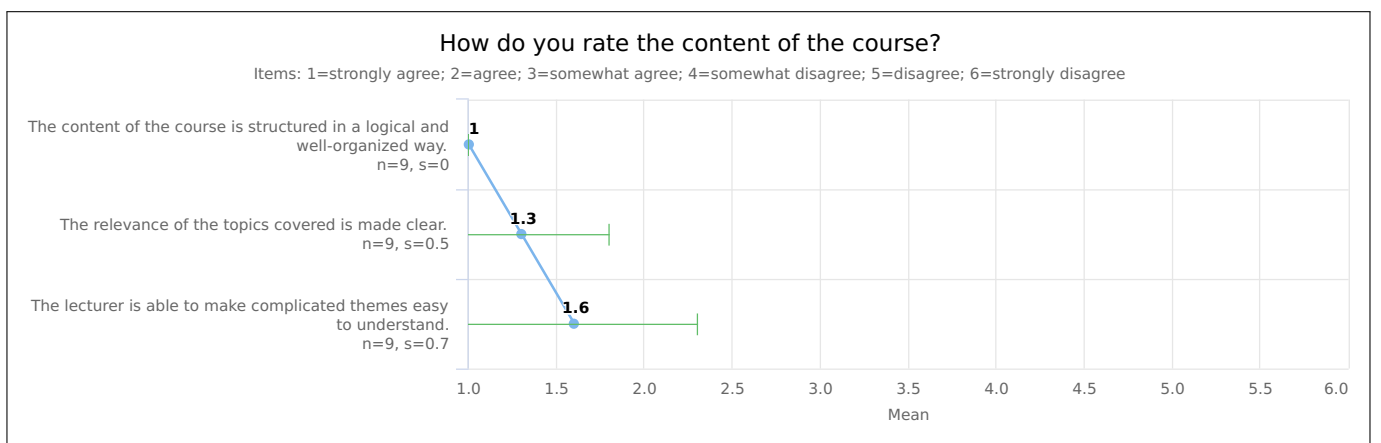


Figure 3 – How do you rate the content of the course?

### 3.2 The lecturer gives helpful feedback on contributions from students.

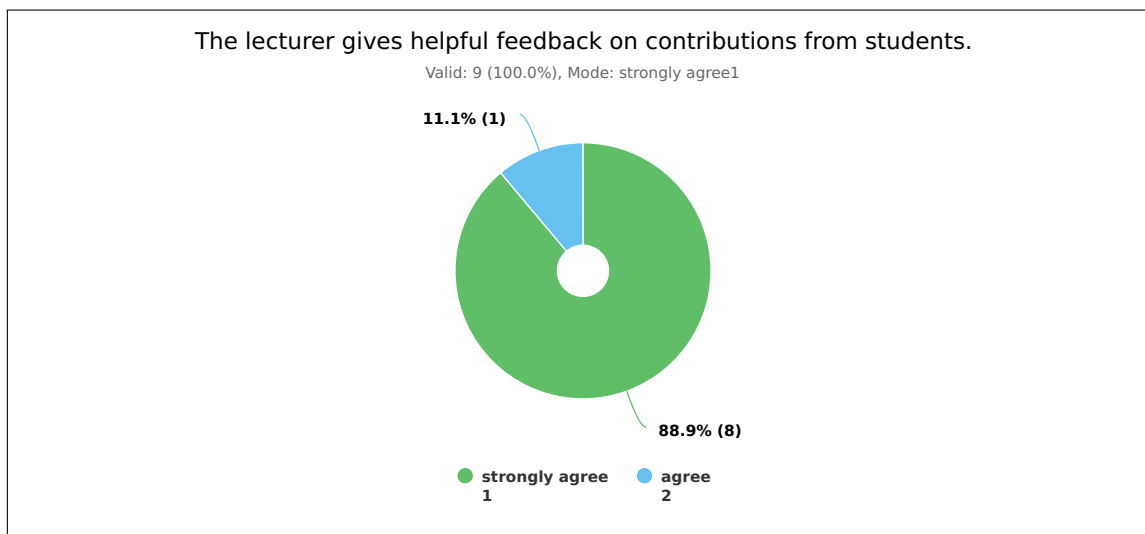
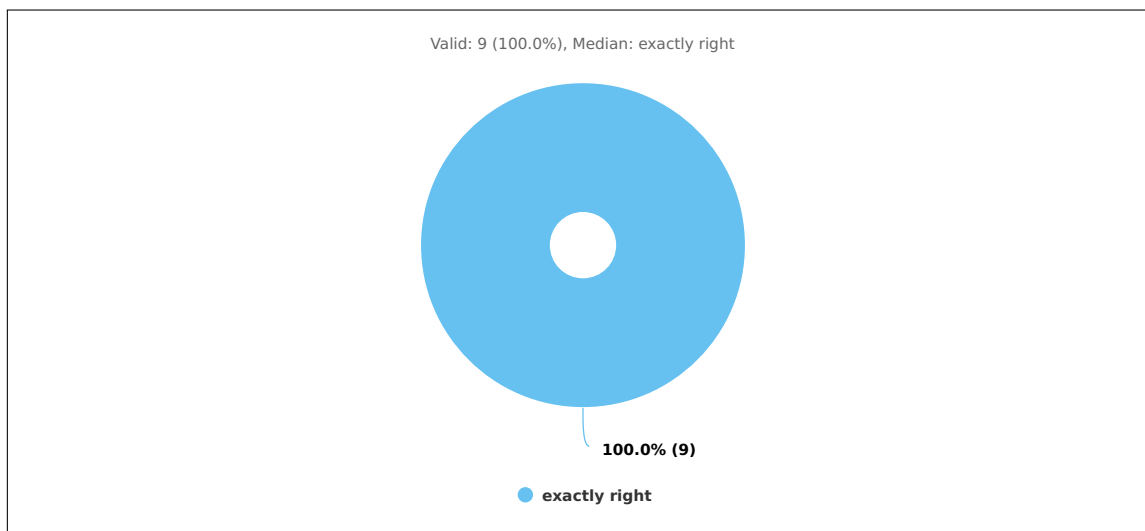
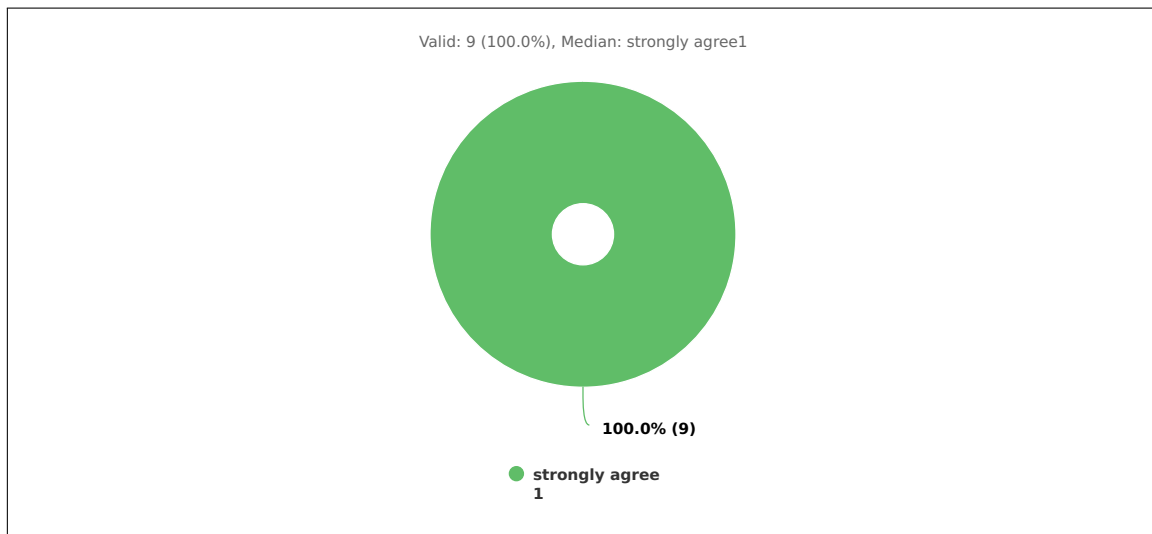


Figure 4 – The lecturer gives helpful feedback on contributions from students.

### 3.3 The level of difficulty of the course is:

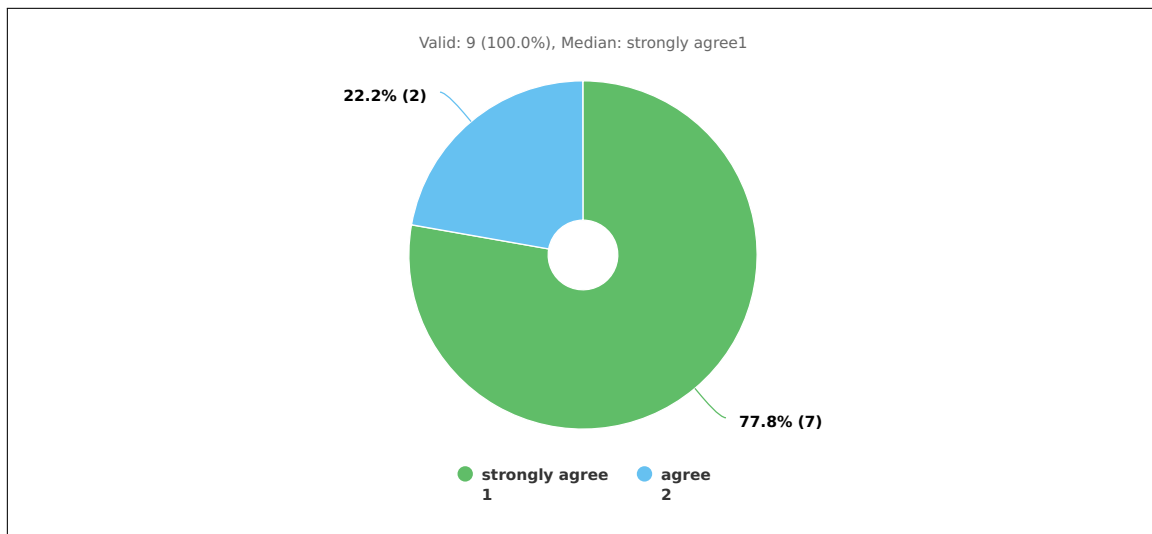


### 3.4 The lecturer is cooperative and open-minded.

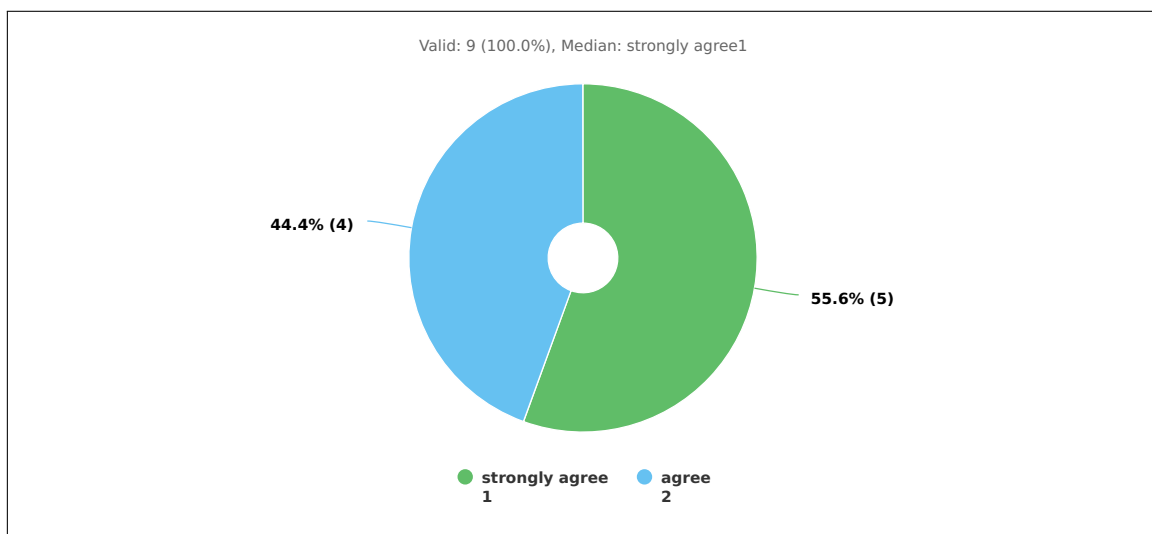


## 4 Online Teaching

### 4.1 The course content is conveyed well online.



### 4.2 The teaching materials are helpful for understanding the content.



### 4.3 Which teaching formats do you find particularly effective in online teaching?

Please rate the instruments and methods used:	very effective (1)	limited effective (3)	not effective (5)	was not used	Amnt.	Avg.	s
Livestream, e.g. BigBlueButton, Webex, Adobe Connect, Nextcloud Talk, etc.	100 % (9)	–	–	–	9	1.0	0.0
Forum/Chat	■ 33 % (3)	■ 67 % (6)	–	–	9	2.3	0.9
Group Work	■ 67 % (6)	■ 33 % (3)	–	–	9	1.7	0.9
Homework	■ 67 % (6)	■ 33 % (3)	–	–	9	1.7	0.9
Interactive tasks, e.g. Quiz, Online Test etc.	■ 78 % (7)	■ 11 % (1)	–	■ 11 % (1)	9	1.2	0.7
Collaborative online work, e.g. with Etherpad, Wiki etc.	■ 33 % (3)	■ 44 % (4)	■ 11 % (1)	■ 11 % (1)	9	2.5	1.3
Lecture recording, e.g. with BigBlueButton, Webex, Adobe Connect etc.	■ 44 % (4)	■ 11 % (1)	–	■ 44 % (4)	9	1.4	0.8
Reference to media such as literature, videos, etc.	■ 33 % (3)	■ 44 % (4)	■ 11 % (1)	■ 11 % (1)	9	2.5	1.3
Other	100 % (1)	–	–	–	1	1.0	0.0

Table 3 – Frequencies: Which teaching formats do you find particularly effective in online teaching?

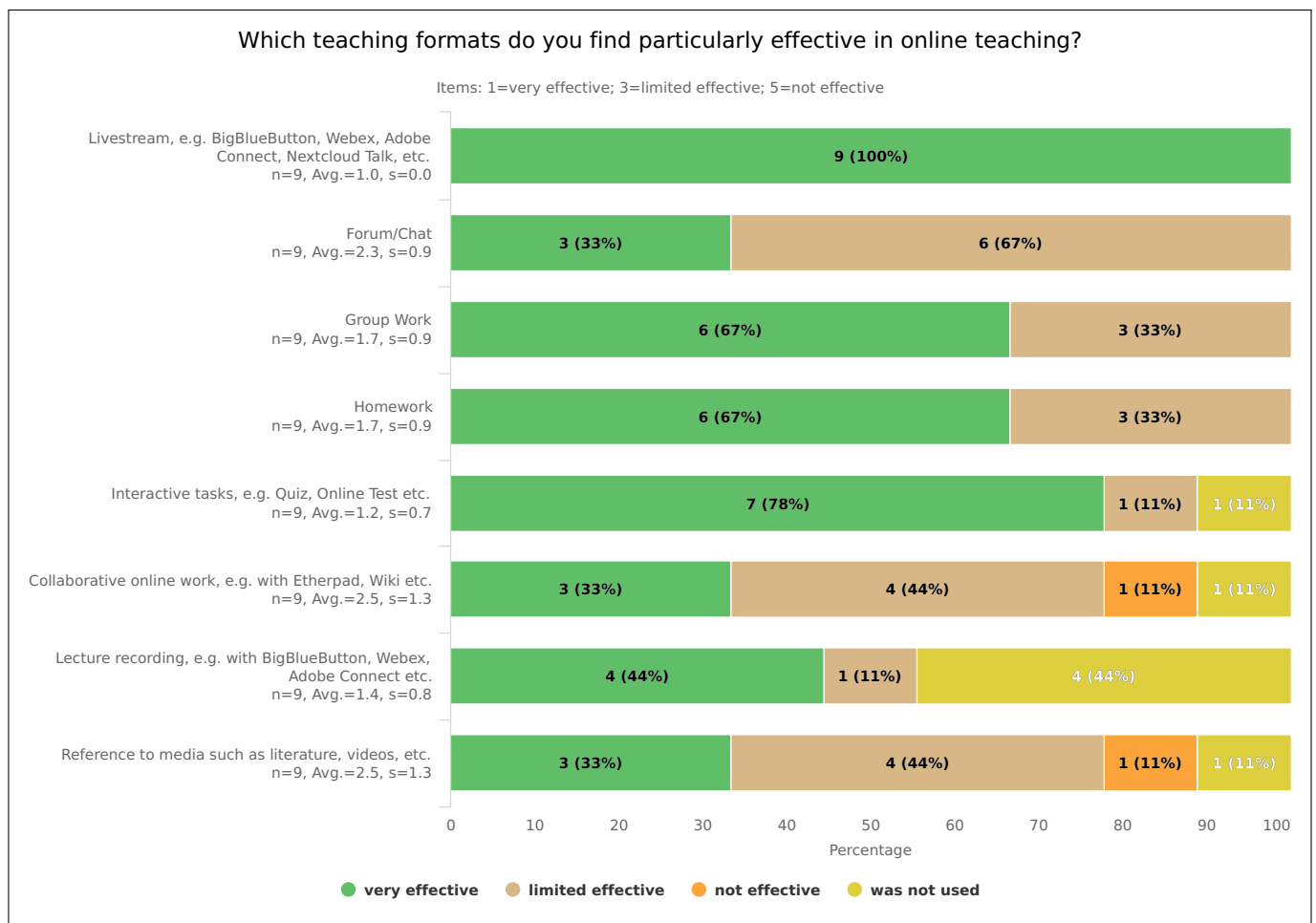


Figure 5 – Which teaching formats do you find particularly effective in online teaching?



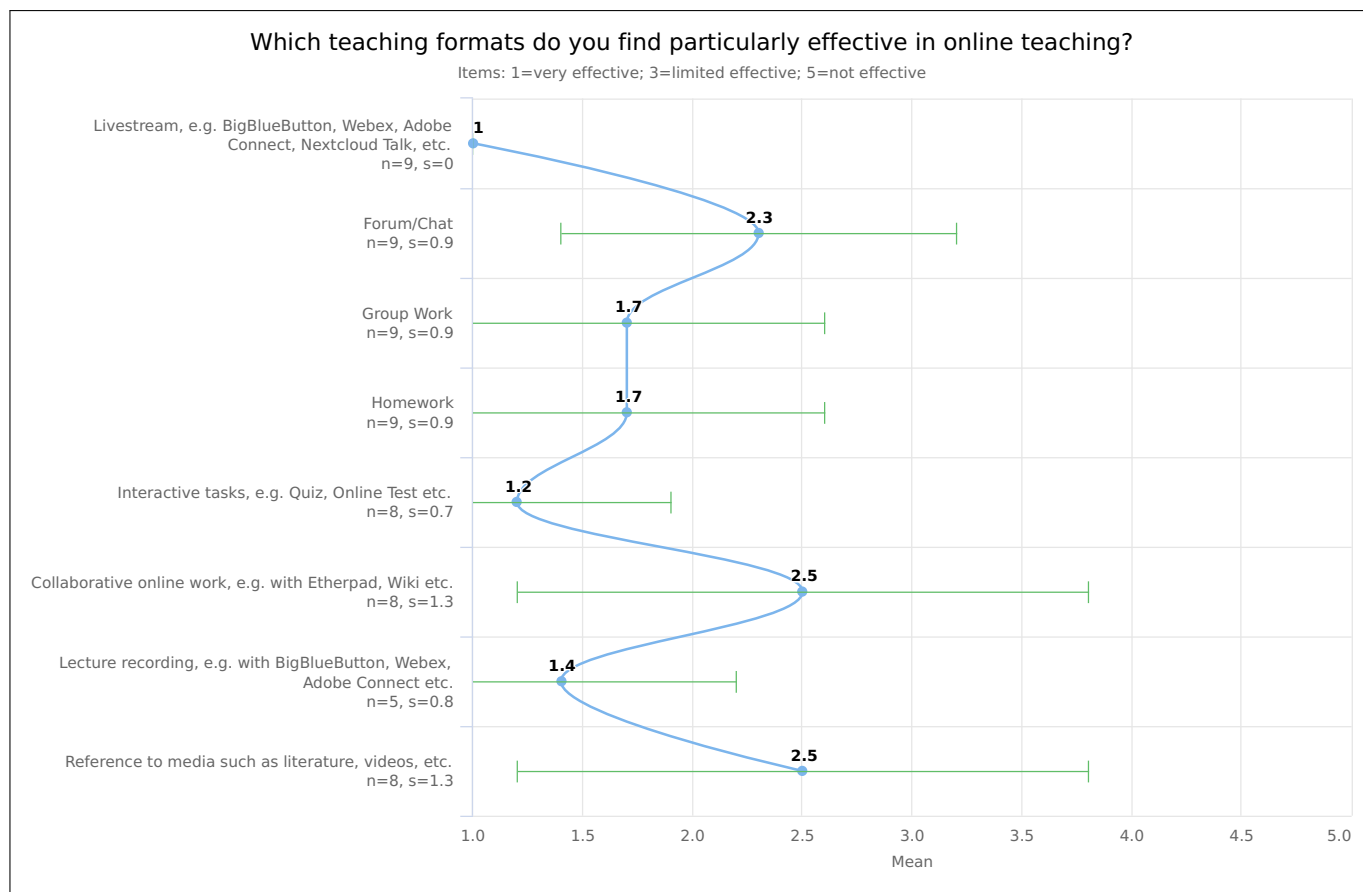


Figure 6 – Which teaching formats do you find particularly effective in online teaching?

### 4.4 How do you rate the technical conditions for online teaching?

	very good (1)	good (2)	satisfying (3)	sufficient (4)	inadequate (5)	insufficient (6)	Amnt.	Avg.	s
Technical functionability	56 % (5)	44 % (4)	–	–	–	–	9	1.4	0.5
Accessibility	67 % (6)	33 % (3)	–	–	–	–	9	1.3	0.5
Speed	56 % (5)	44 % (4)	–	–	–	–	9	1.4	0.5
User-friendliness	56 % (5)	44 % (4)	–	–	–	–	9	1.4	0.5

Table 4 – Frequencies: How do you rate the technical conditions for online teaching?

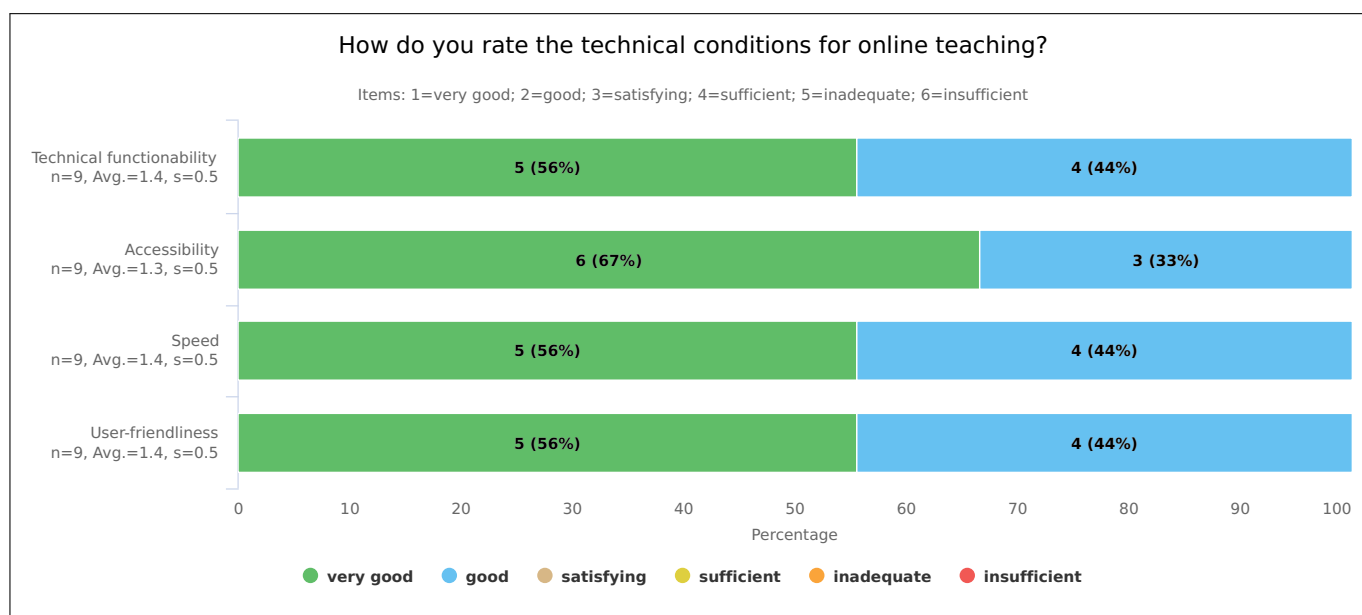


Figure 7 – How do you rate the technical conditions for online teaching?

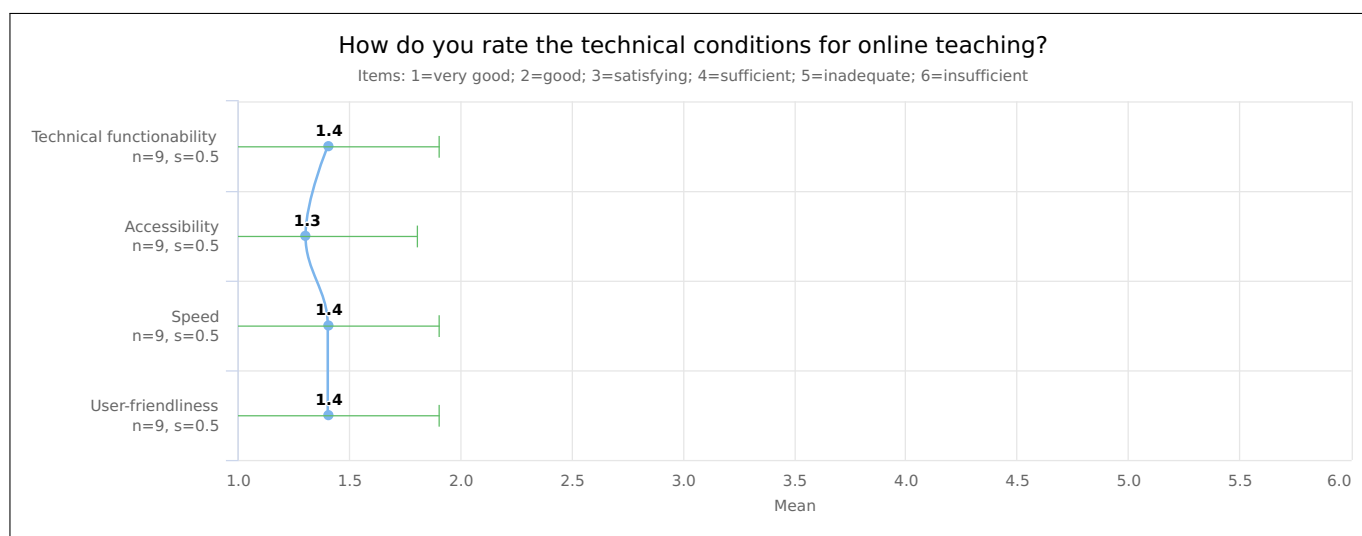


Figure 8 – How do you rate the technical conditions for online teaching?

## 5 Accessibility

### 5.1 The lecturer is easily accessible for questions:

	strongly agree (1)	agree (2)	somewhat agree (3)	somewhat disagree (4)	disagree (5)	strongly disagree (6)	Amnt.	Avg.	s
Email or Forum	89 % (8)	–	11 % (1)	–	–	–	9	1.2	0.6
Online consultation, e.g. Livestream, Chat, etc.	100 % (9)	–	–	–	–	–	9	1.0	0.0

Table 5 – Frequencies: The lecturer is easily accessible for questions:

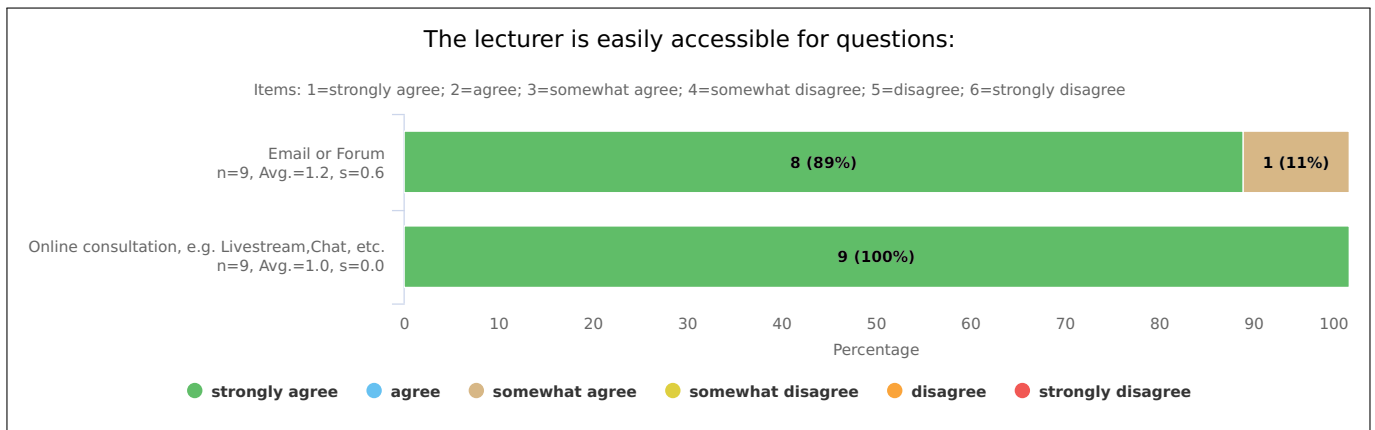


Figure 9 – The lecturer is easily accessible for questions:

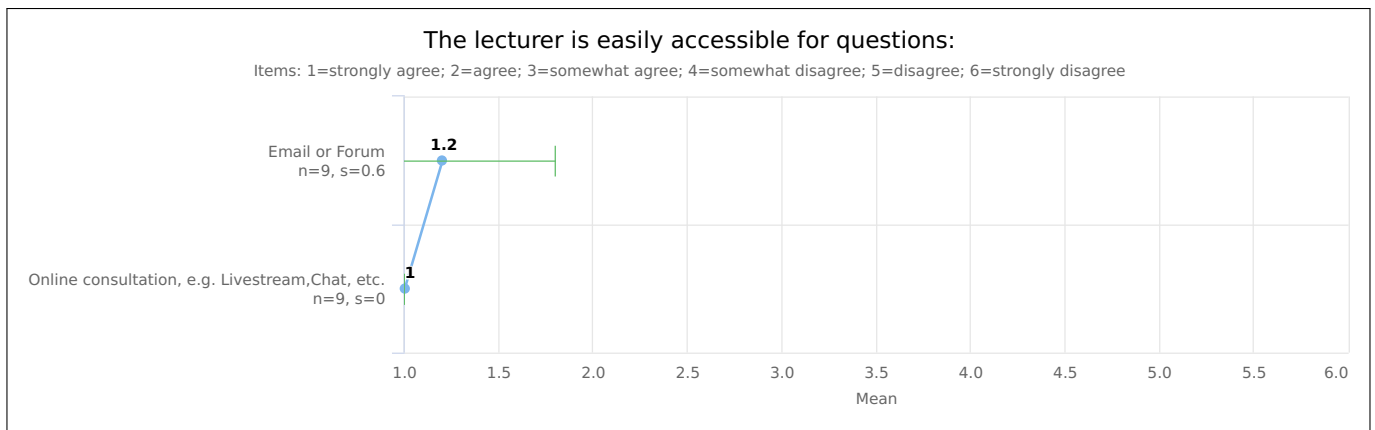


Figure 10 – The lecturer is easily accessible for questions:

## 6 Knowledge acquisition

### 6.1 How do you rate your knowledge acquisition?

	strongly agree (1)	agree (2)	somewhat agree (3)	somewhat disagree (4)	disagree (5)	strongly disagree (6)	Amnt.	Avg.	s
I can give an overview of the contents of this course.	75 % (6)	25 % (2)	–	–	–	–	8	1.2	0.4
I have a more basic understanding than before the course	89 % (8)	11 % (1)	–	–	–	–	9	1.1	0.3

Table 6 – Frequencies: How do you rate your knowledge acquisition?

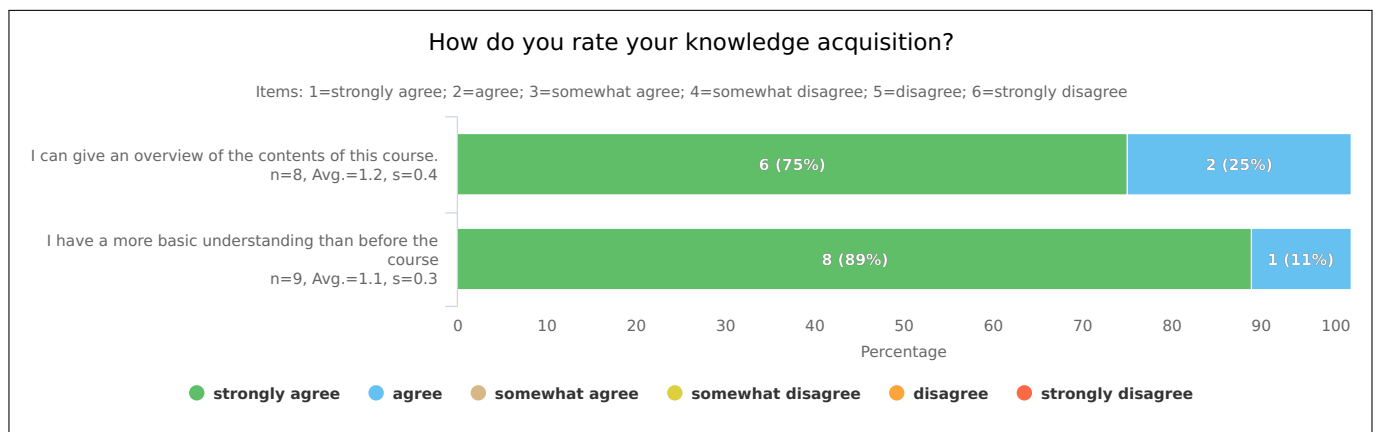


Figure 11 – How do you rate your knowledge acquisition?

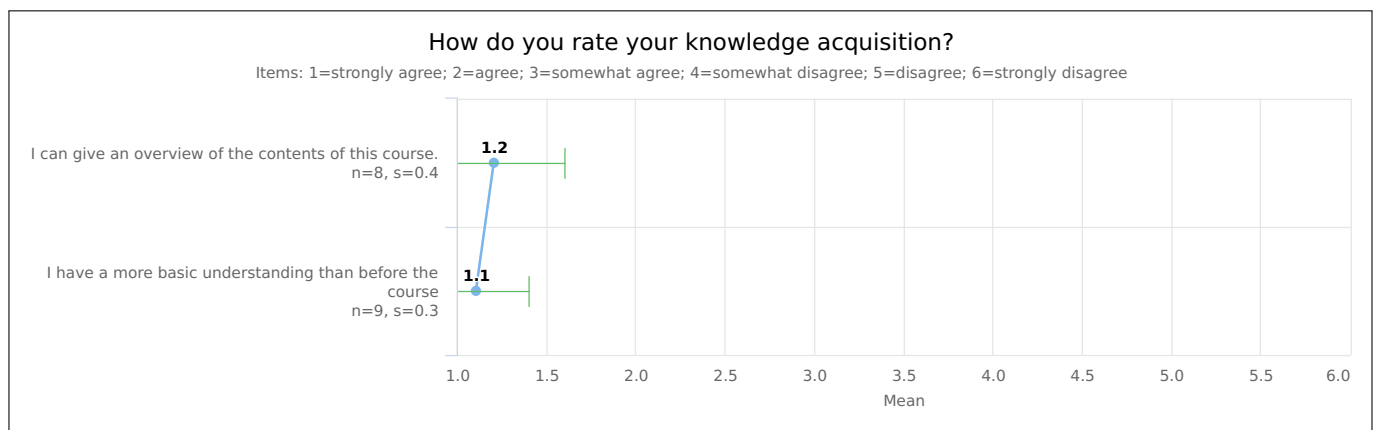
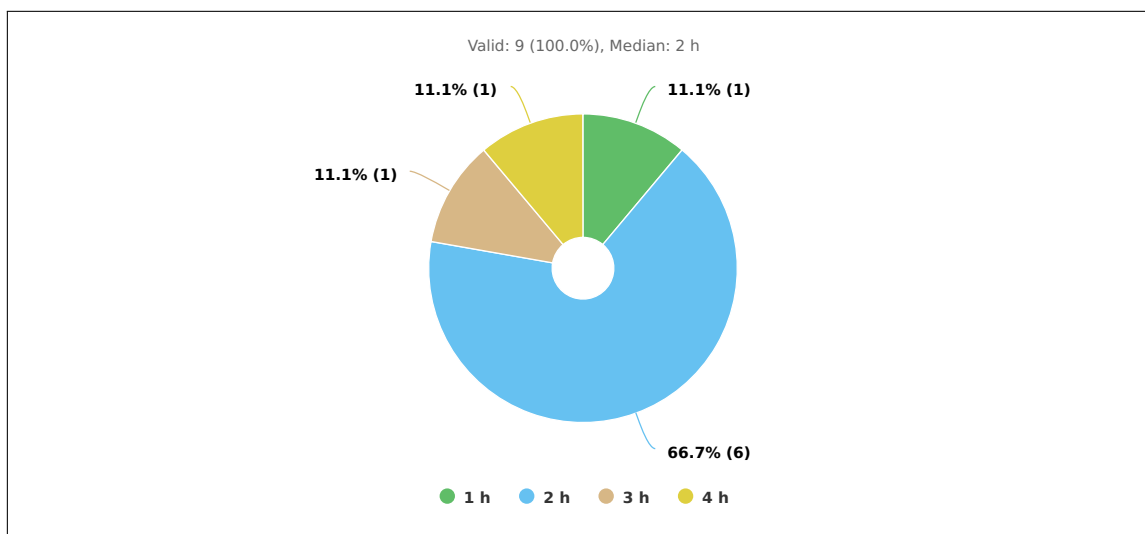


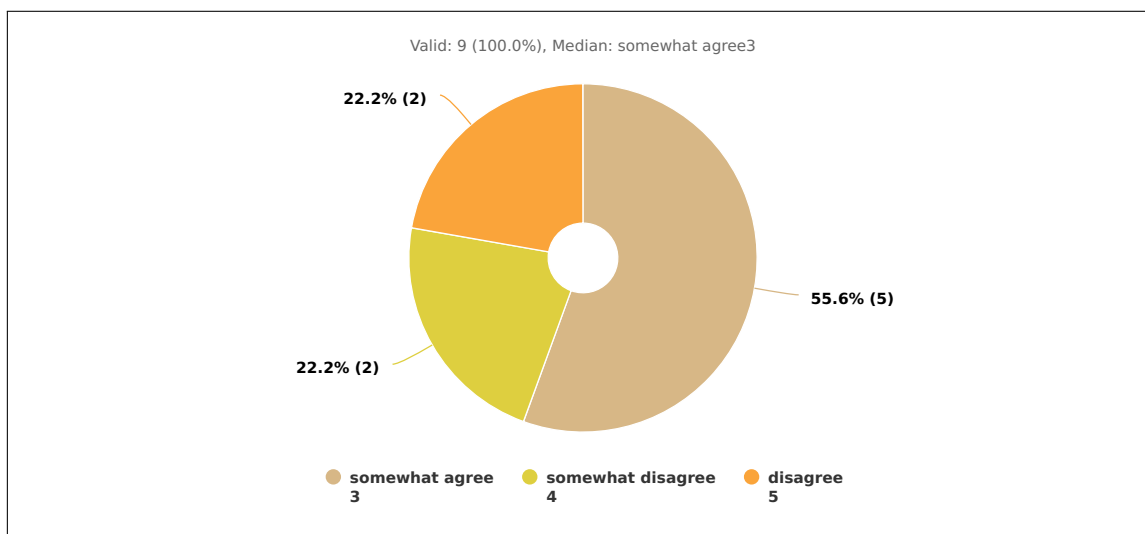
Figure 12 – How do you rate your knowledge acquisition?

## 7 Workload

### 7.1 In order to prepare for the lectures and do homework I need about:



### 7.2 My workload is low compared to other courses.



### 7.3 How often have you participated in this module?

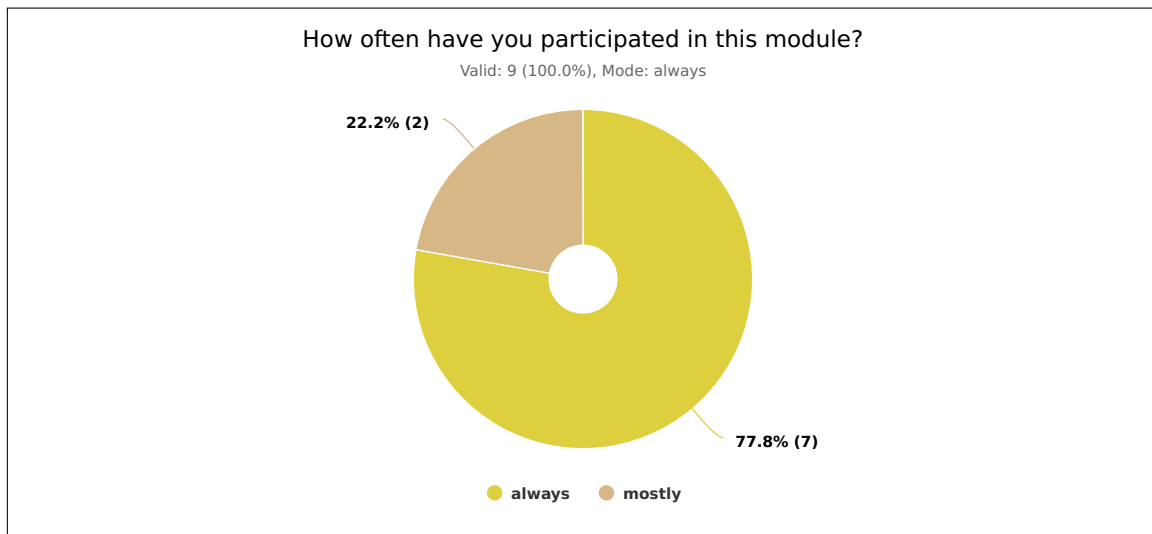


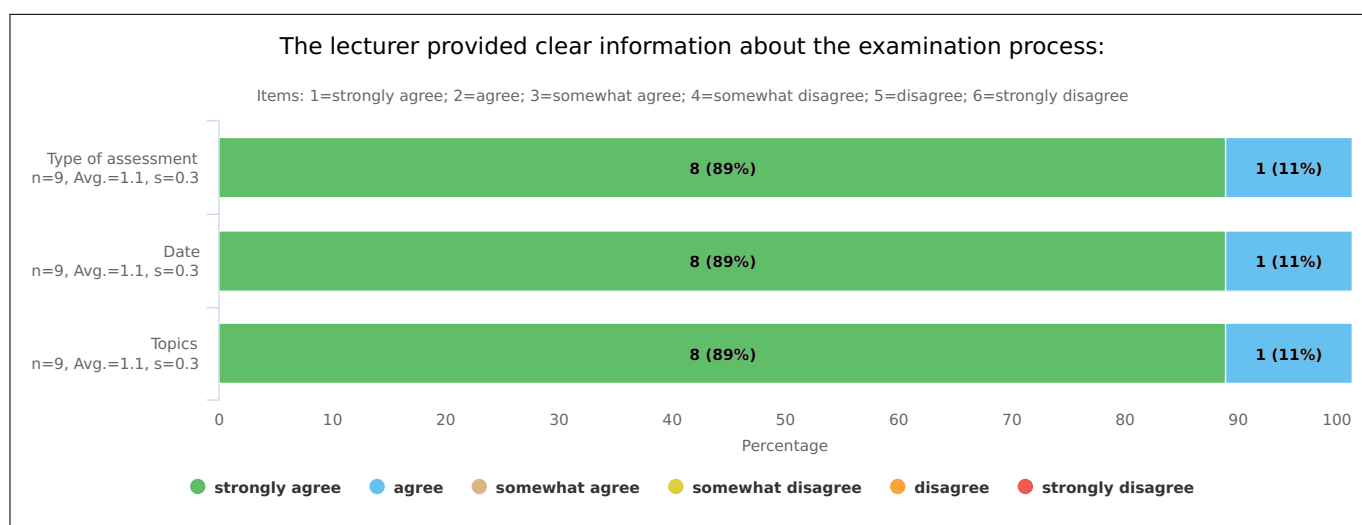
Figure 13 – How often have you participated in this module?

## 8 Information on exams

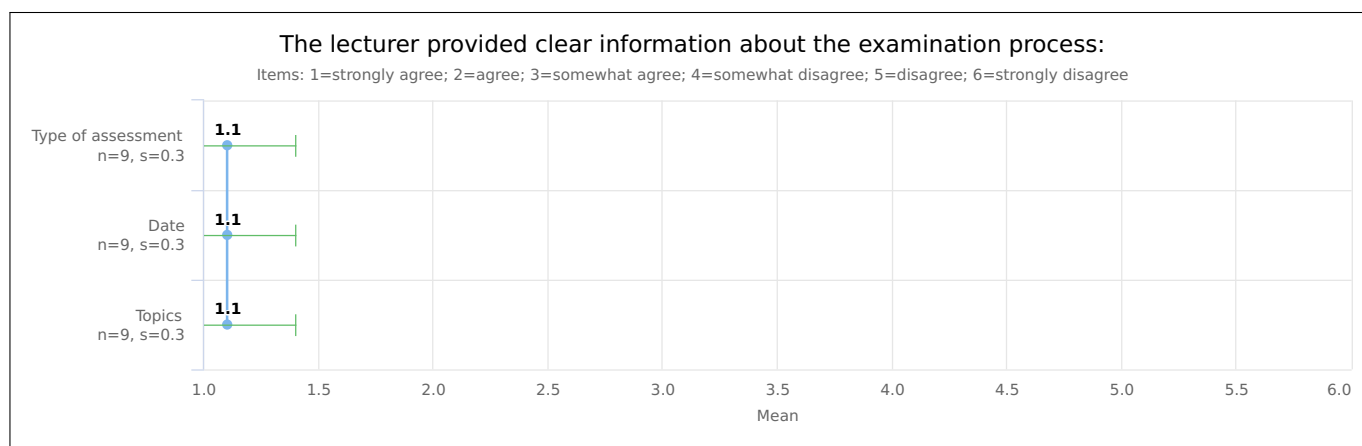
### 8.1 The lecturer provided clear information about the examination process:

	strongly agree (1)	agree (2)	somewhat agree (3)	somewhat disagree (4)	disagree (5)	strongly disagree (6)	Amnt.	Avg.	s
Type of assessment	89 % (8)	11 % (1)	–	–	–	–	9	1.1	0.3
Date	89 % (8)	11 % (1)	–	–	–	–	9	1.1	0.3
Topics	89 % (8)	11 % (1)	–	–	–	–	9	1.1	0.3

**Table 7** – Frequencies: The lecturer provided clear information about the examination process:



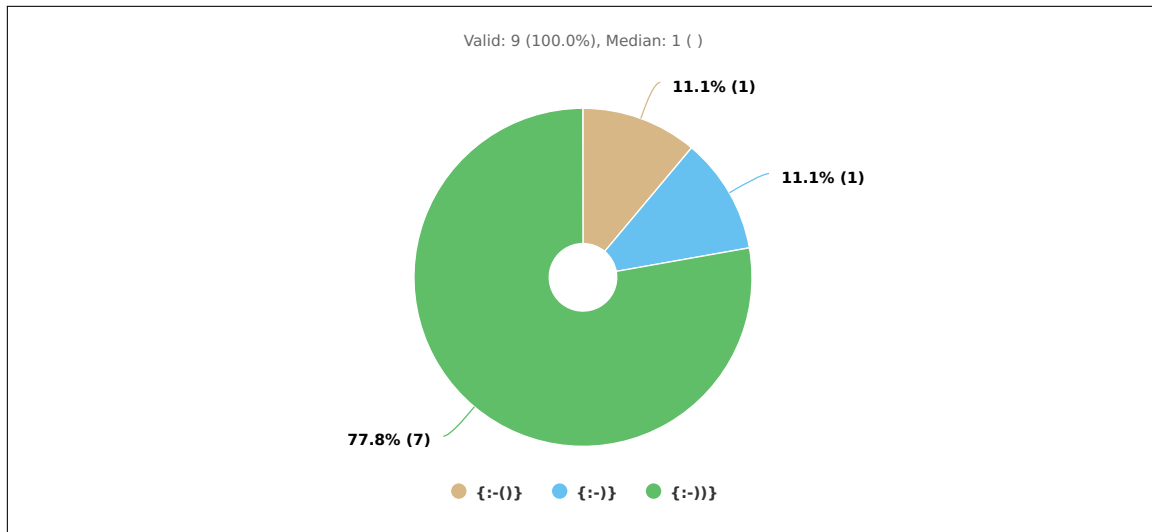
**Figure 14** – The lecturer provided clear information about the examination process:



**Figure 15** – The lecturer provided clear information about the examination process:

## 9 Final feedback

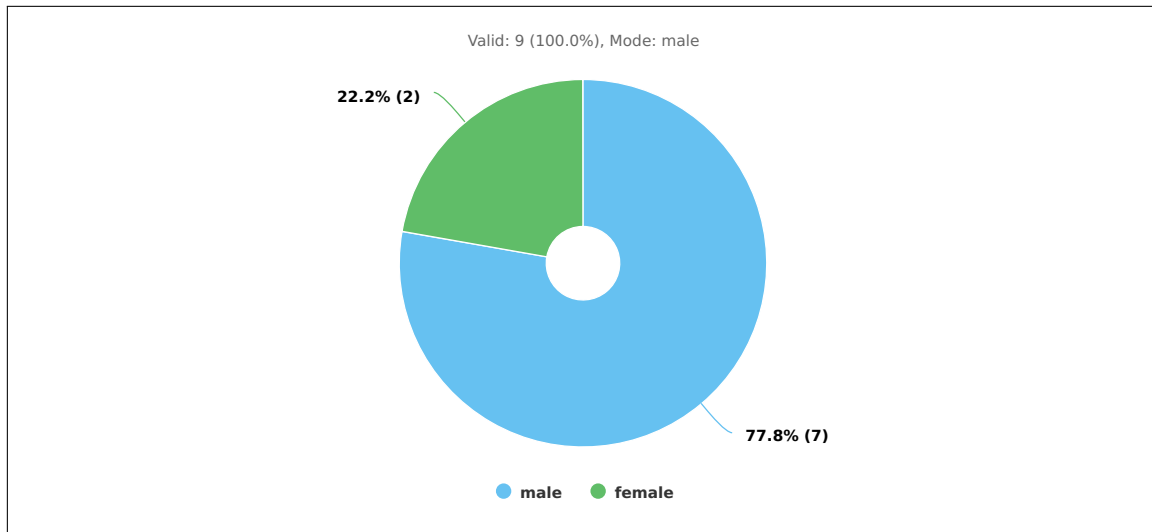
### 9.1 The course encourages my interest in my studies.





## 10 About you

### 10.1 Gender:



### 10.2 Age:

